

# **K. S. Rangasamy College of Technology**

**(Autonomous)**



**Curriculum & Syllabus of B.Tech. Biotechnology**

**(For the batch to be admitted in 2020 – 2024)**

**R 2018**

**Courses Accredited by NBA, Accredited by NAAC 'A++' grade,  
Approved by AICTE, Affiliated to Anna University, Chennai.**

**KSR Kalvi Nagar, Tiruchengode – 637 215.**

**Namakkal District, Tamil Nadu, India.**

The Vision and Mission of the Department of Biotechnology are

#### **Vision**

To produce competent Scientists, Technologists, Entrepreneurs and Researchers in Biotechnology through quality education.

#### **Mission**

- To be recognized as a place of excellence in teaching-learning through continual improvement process  
**(Place of excellence and continual improvement)**
- To work in close liaison with the industry to achieve socio-economic development through biotechnological ventures  
**(Socio-economic development)**
- To facilitate students to perform as competent professional Biotechnologists  
**(Professional Competence)**

The Vision and Mission of K.S.Rangasamy College of Technology are

#### **Vision**

To produce the most competent Scientists, Engineers, Technologists, Entrepreneurs, Managers and Researchers through Quality education.

#### **Mission**

To achieve academic excellence in Science, Engineering, Technology, Management and Research through objective and innovative teaching methods, dedicated and duty conscious faculty, continual and consistent updating of facilities, welfare and quality improvement of the faculty and a system of continual process improvement.

### **PROGRAM EDUCATIONAL OBJECTIVES (PEOs)**

- PEO1** Graduates are professionally competent in Biotechnology to solve problems in environmental, food, biochemical and biomedical engineering and technology.  
:  
**PEO2** Graduates demonstrate proficiency and practice biotechniques through life-long learning.  
:  
**PEO3** Graduates perform as an individual and or member of a team with professional and ethical behavior.  
:

### **PROGRAMME OUTCOMES (POs)**

**Engineering Graduates will be able to:**

- PO1: Engineering knowledge:** Apply the knowledge of mathematics, science, engineering fundamentals, and an engineering specialization to the solution of complex engineering problems.
- PO2: Problem analysis:** Identify, formulate, review research literature, and analyze complex engineering problems reaching substantiated conclusions using first principles of mathematics, natural sciences, and engineering sciences.
- PO3: Design /development of solutions:** Design solutions for complex engineering problems and design system components or processes that meet the specified needs with appropriate consideration for the public health and safety, and the cultural, societal, and environmental considerations.
- PO4: Conduct investigations of complex problems:** Use research-based knowledge and including design of experiments, analysis and interpretation of data, and synthesis of the information to provide valid conclusions.
- PO5: Modern tool usage:** Create, select, and apply appropriate techniques, resources, and modern engineering and IT tools including prediction and modeling to complex engineering activities with an understanding of the limitations

- PO6: The engineer and society:** Apply reasoning informed by the contextual knowledge to assess societal, health, safety, legal and cultural issues and the consequent responsibilities relevant to the professional engineering practice.
- PO7: Environment and sustainability:** Understand the impact of the professional engineering solutions in societal and environmental contexts, and demonstrate the knowledge of, and need for sustainable development.
- PO8: Ethics:** Apply ethical principles and commit to professional ethics and responsibilities and norms of the engineering practice.
- PO9: Individual and team work:** Function effectively as an individual, and as a member or leader in diverse teams, and in multidisciplinary settings.
- PO10: Communication:** Communicate effectively on complex engineering activities with the engineering community and with society at large, such as, being able to comprehend and write effective reports and design documentation, make effective presentations, and give and receive clear instructions.
- PO11: Project management and finance:** Demonstrate knowledge and understanding of the engineering and management principles and apply these to one's own work, as a member and leader in a team, to manage projects and in multidisciplinary environments.
- PO12: Life-long learning:** Recognize the need for, and have the preparation and ability to engage in independent and life-long learning in the broadest context of technological change.

**PROGRAMME SPECIFIC OUTCOMES (PSOs):**

Engineering Graduates will be able to:

- PSO1:** Design and execute industry oriented experiments in biotechnology using modern tools and technology
- PSO2:** Apply the knowledge of bioengineering and Technology to demonstrate research skills and the technology for commercialization

**MAPPING OF PROGRAMME EDUCATIONAL OBJECTIVES (PEOs) WITH PROGRAMME OUTCOMES (POs)**

The B.Tech., Biotechnology Programme outcomes leading to the achievement of the objectives are summarized in the following Table.

Programme Educational Objectives	Programme Outcomes											
	PO1	PO2	PO3	PO4	PO5	PO6	PO7	PO8	PO9	PO10	PO11	PO12
PEO 1	3	3	2	3	2	3	1	1	2	1	3	1
PEO 2	2	2	3	2	3	1	3	1	2	1	2	3
PEO 3	3	2	3	2	2	2	1	3	3	2	3	2

**Contributions: 1- Some contribution, 2-Average contribution, 3- Strong contribution**

**MAPPING OF COURSE WITH PROGRAMME OUTCOMES (POs)**

Year	Semester	Course	PO1	PO2	PO3	PO4	PO5	PO6	PO7	PO8	PO9	PO10	PO11	PO12
			I	I	Communication Skills I	1.2	2	1.2	2	1.8	1.8	1.8	1.8	2.8
		Calculus and Differential Equations	3	3	2.8	2.4	2.4	0	0	0	0	0	0	0
		Applied Chemistry	3	3	2.8	2.6	2.2	2.4	2.6	2	1.75	1	1.4	2
		Engineering Mechanics	3	2	2	3	0	0	0	0	0	0	0	2

		Programming for Problem Solving	1	3	0	2.4	2.8	0	0	2	0	0	1.8	
		Constitution of India								2	2	1	2	
		Engineering Chemistry Laboratory	3	3	3	3	3	3	2.4	2	2	0	2.2	1.6
		Programming for Problem solving Laboratory	1	3	0	2.4	2.8	0	0	2	0	0	1.8	
	II	Communication Skills II	2	2.2	1.8	2.4	1.8	2.4	2.4	2.4	2.6	3	2.2	3
		Laplace Transform and Complex Variables	3	3	2.4	2.2	2.8	0	0	0	0	0	0	2
		Applied Physics for Biotechnology	3.0	2.8	2.8	2.2	2.2	2.3	1.8	1.6	1.4	2.0	2.7	2.7
		Basic Electrical Engineering	3.0	3.0	1.7	1.5	2.0	2.0	2.0	2.0	1.7	2.0	2.3	1.5
		Engineering Graphics	3	2.6	3	3	3	1	1	1	0	3	1.4	1.4
		Environmental Science	2.8	2.4	2.6	2.6	2.2	2.8	3	3	2.8	2.8	2.5	2.2
		Engineering Physics Laboratory	3	3	2	3	2	2	1	1	2	2	1	3
		Engineering Practices Laboratory	3	2	2	1	3	2	2	3	1	2	2	1
II	III	Transform and Numerical Methods	3	3	2.4	2.4	2	0	0	0	0	0	0	3
		Biochemistry	3.0	2.8	2.6	2.8	2.3	3.0	3.0	0.0	2.0	2.3	3.0	2.8
		Microbiology	2.8	2.8	2.4	2.2	2.6	2.6	2	2.8	2.4	2.4	1.6	2.6
		Cell and Molecular Biology	3	3	2	3	2.6	2.5	2.5	3	2	2.25	3	2
		Principles of Chemical Engineering	2.4	2.6	3	1.8	2.8	2	1.6	3	3	3	2.5	2.6
		Ethics For Engineers	0	0	0	0	0	3	2	3	3	0	2	3
		Biochemistry Laboratory	2.6	1.8	2.6	2.25	2.8	2	2.5	3	2	2	1.75	2.8
		Microbiology Laboratory	2.6	2.2	2.2	2.4	2	1.8	2.2	2	1.6	2	2	2.4
		Career Competency Development – I	1	1	1	1	1	2	1	2	3	3	2	3
	IV	Statistical Methods	2.6	1.8	2	2.4	1.8	1.6	1.8	1.2	1.6	2	1.8	2
		Genetic Engineering	3	3	2.6	2.8	3	3	3	3	3	3	2.6	3
		Protein and Enzyme Engineering	2.7 5	2.8	2.8	2.8	2.75	3	2	1	2	2.5	2.2	3
		Biochemical Thermodynamics	2.8	2.3	2.4	2.6	2.6	2.6	2.2	1.5	1.7	2.4	3.0	1.8
		Startups and Entrepreneurship	2.8	2.6	3	2.4	2.4	2.5	2.5	2.3	2.7	2	2.3	2.4
		Molecular Biology and Genetic Engineering Laboratory	3.0	2.0	2.0	2.0	2.0	2.7	2.5	2.0	1.4	2.0	2.0	2.0
		Protein and Enzyme Engineering Laboratory	2.8	2.8	2.8	2.8	2.6	2.0	2.0	1.0	2.3	2.3	2.2	3.0
		Career Competency Development – II	2	2	1	1	1	2	1	1	2	3	2	3
III	V	Plant and Animal Biotechnology	3	2	2.8	3	2.25	2.5	2.75	2.4	2.4	3	3	2.2
		Bioinformatics	3.0	2.6	2.7	2.2	2.8	3.0	2.3	2.0	2.8	2.3	1.8	2.8
		Bioprocess Technology	2.4	2.8	2.8	2.8	2.8	2.8	2.5	1.3	2.0	3.0	3.0	3.0
		Heat and Mass Transfer Operations	2.8	3.0	2.6	2.6	2.2	2.8	2.4	2.3	2.0	2.8	2.2	2.6

		Universal Human Value	3	3	2	2	2	3	3	3	3	3	2	1
		Plant and Animal Biotechnology Laboratory	3	2	2	2	2.5	2.7	2	2	2	2.5	2.7	2
		Bioprocess Technology Laboratory	2.8	2.6	2.4	2.2	2.4	2.4	2.2	2	2	2.4	2.6	2.6
		Career Competency Development – III	2	1	2	2	1	1	1	1	2	3	2	3
	VI	Biopharmaceutical Technology	3	2.4	2.6	2	2	2.7	3	2.8	2.4	2	2	3
		Molecular Modeling and Drug Designing	3	2	2.4	2	2.6	2	2.8	3	2.5	2.8	2.3	2.8
		Chemical Reaction Engineering	3	2	2.8	2	2.8	2	2.8	2.5	2.5	2.5	2.5	3
		Bioinformatics and Molecular Modeling Laboratory	2.8	2.2	2.5	2	2.8	2	3	2	2.2	2.6	2.4	2.6
		Chemical Engineering Laboratory	3	2	2	2	2.6	2	2	2	2.5	3	2.7	3
		Career Competency Development – IV	2	1	2	2	1	2	1	1	2	3	2	3
IV	VII	Engineering Economics and Financial Accounting	2.5	2.8	2.5	3	2.8	2	2.2	0	2.7	2.5	2.2	3
		Immunology	2.6	2.2	2.8	2.2	2	2.4	2.4	2	2.4	2.2	2.6	2
		Downstream Processing	3	3	2.4	2.3	2	2.5	2.5	2.5	2.3	2	2.25	2.8
		Research Skill Development -I	3	3	2.5	2.2	2	2	2.5	2	2.2	3	2.25	2.2
		National Cadet Corps (Air Wing)	3	2	1	1	3	3	3	3	3	3	3	3
		National Cadet Corps (Army Wing)						1		3				
		Immunology Laboratory	2	3	3	3	2.8	3	2.2	3	2	2.25	2.2	3
		Downstream Processing Laboratory	2.8	3	2.2	3	2.6	2	3	2.7	2.5	2.3	2.5	3
		Project Work - Phase I	2.8	3	2.2	3	2.6	2	3	2.7	2.5	2.3	2.5	3
		Career Competency Development – V	2	1	2	2	1	2	1	1	2	3	2	3
		Internship	2	3	3	3	2	2	1	1	2	2	2	3
	VIII	Bioethics and Biosafety	2	3	3	2.6	0	3	3	3	0	0	3	0
		Research Skill Development-II	3	3	3	3	3	0	0	3	3	2	3	3
		Project Work - Phase II	3	3	3	3	3	0	3	3	3	2	3	3

### PROFESSIONAL ELECTIVES (PE)

Year	Semester	Course	PO1	PO2	PO3	PO4	PO5	PO6	PO7	PO8	PO9	PO10	PO11	PO12
ELECTIVE – I														
III	V	Environmental Biotechnology	2.8	2.75	2.4	2.7	2.5	2.3	2.25	3	2.8	2	2	2.5
		Biodiversity and itsconservation	3	3	3	2	3	2	3	1				3

		Environmental Hazards and Management	1	2	3	1	3	1	3	1	1	1	1	1
		Food Biotechnology		3	3	3	3	2	2	3	2		3	3
		Fermentation Technology	2.4	3	2.2	2.6	2.8	2.8	2.6	2	2.25	2.2	3	2.8
ELECTIVE – II														
III	VI	Cancer Biotechnology		3	2	3	3			1			2	3
		Clinical Immunology		3		3	3						2	3
		Stem Cell Technology		3	2	3	3			2			2	3
		Tissue Engineering	2.8	2.8	2.6	3	2.5	2	2	2.3	3	2.5	2.5	2.5
		Biomedical Instrumentation	3	3	2	3	3						2	3
ELECTIVE – III														
III	VI	Bioresource Technology	3	3	2	3	3						3	3
		Biophysics	3	3	3	2	2	2	2	2	2	1	2	2
		Metabolic Engineering	2	3	2	2	3			1			2	3
		Bioreactor Design	2.6	2.6	2.8	2.6	3	2.6	2.8	2	2	3	2.8	2.8
		Bioprocess Modeling and Simulation	2	3	3	3	3	3	3	1	1	3	3	3
ELECTIVE – IV														
IV	VII	Nanobiotechnology	2.6	2.3	2.8	2.8	2.7	2	2	2	2.7	2	2.2	2.6
		Bioinstrumentation	3	3	3	3	3			1			2	3
		Toxicology		3	2	3	3			2			2	3
		Genomics and Proteomics	3	3	3	3	3			1			3	3
		Agricultural biotechnology	3	3	3	2	3	2	3	1				3
ELECTIVE – V														
IV	VII	Research Design and Analysis	3	2	3	3	3	2		2			2	3
		Marine Biotechnology	2.7	2.5	2.3	2.8	2.5	2	2.3	2	2.3	2	3	3
		Human Physiology and anatomy		3		3	3			1			2	3
		Biofuel Technology		2		3	2			1			2	3
		Systems Biology	3	3	3	3	3							3

**SEMESTER I**

S.No.	Course Code	Course Title	Category	Contact Periods	L	T	P	C
<b>THEORY</b>								
1.	50 EN 001	Communication Skills I	HS	2	1	1	0	2
2.	50 MA 001	Calculus and Differential Equations	BS	4	3	1	0	4
3.	50 CH 001	Applied Chemistry	BS	3	3	0	0	3
4.	50 ME 003	Engineering Mechanics	ES	4	3	1	0	4
5.	50 CS 001	Programming for Problem Solving	ES	3	3	0	0	3
6.	50 MY 001	Constitution of India	MC	2	2	0	0	0
<b>PRACTICALS</b>								
7.	50 CH 0P1	Engineering Chemistry Laboratory	BS	4	0	0	4	2
8.	50 CS 0P1	Programming for Problem solving Laboratory	ES	4	0	0	4	2
<b>Total</b>				<b>26</b>	<b>15</b>	<b>3</b>	<b>8</b>	<b>20</b>

**SEMESTER II**

S.No.	Course Code	Course Title	Category	Contact Periods	L	T	P	C
<b>THEORY</b>								
1.	50 EN 002	Communication Skills II	HS	2	1	1	0	2
2.	50 MA 002	Laplace Transform and Complex Variables	BS	4	3	1	0	4
3.	50 PH 006	Applied Physics for Biotechnology	BS	3	3	0	0	3
4.	50 EE 001	Basic Electrical Engineering	ES	3	3	0	0	3
5.	50 ME 002	Engineering Graphics	ES	6	2	0	4	4
6.	50 MY 002	Environmental Science	MC	2	2	0	0	0
<b>PRACTICALS</b>								
7.	50 PH 0P1	Engineering Physics Laboratory	BS	4	0	0	4	2
8.	50 ME 0P1	Engineering Practices Laboratory	ES	4	0	0	4	2
<b>Total</b>				<b>28</b>	<b>14</b>	<b>2</b>	<b>12</b>	<b>20</b>

**SEMESTER III**

S.No.	Course Code	Course Title	Category	Contact Periods	L	T	P	C
<b>THEORY</b>								
1.	50 MA 007	Transform and Numerical Methods	BS	4	3	1	0	4
2.	50 BT 301	Biochemistry	PC	3	3	0	0	3
3.	50 BT 302	Microbiology	PC	3	3	0	0	3
4.	50 BT 303	Cell and Molecular Biology	PC	3	3	0	0	3
5.	50 BT 304	Principles of Chemical Engineering	PC	4	3	1	0	4
6.	50 MY 003	Ethics for Engineers	MC	2	2	0	0	0
<b>PRACTICALS</b>								
7.	50 BT 3P1	Biochemistry Laboratory	PC	4	0	0	4	2
8.	50 BT 3P2	Microbiology Laboratory	PC	4	0	0	4	2
9.	50 TP 0P1	Career Competency Development - I	EEC	2	0	0	2	0
<b>Total</b>				<b>29</b>	<b>17</b>	<b>2</b>	<b>10</b>	<b>21</b>

### SEMESTER IV

S.No.	Course Code	Course Title	Category	Contact Periods	L	T	P	C
<b>THEORY</b>								
1.	50 MA 013	Statistical Methods	BS	5	3	2	0	4
2.	50 BT 401	Genetic Engineering	PC	3	3	0	0	3
3.	50 BT 402	Protein and Enzyme Engineering	PC	3	3	0	0	3
4.	50 BT 403	Biochemical Thermodynamics	PC	4	3	1	0	4
5.	50 ** L**	Open Elective – I	PC	3	3	0	0	3
6.	50 MY 014	Start-ups and Entrepreneurship	MC	2	2	0	0	0
<b>PRACTICALS</b>								
8.	50 BT 4P1	Molecular Biology and Genetic Engineering Laboratory	PC	4	0	0	4	2
9.	50 BT 4P2	Protein and Enzyme Engineering Laboratory	PC	4	0	0	4	2
10.	50 TP 0P2	Career Competency Development – II	EEC	2	0	0	2	0
<b>Total</b>				<b>30</b>	<b>17</b>	<b>3</b>	<b>10</b>	<b>21</b>

### SEMESTER V

S.No.	Course Code	Course Title	Category	Contact Periods	L	T	P	C
<b>THEORY</b>								
1.	50 BT 501	Plant and Animal Biotechnology	PC	3	3	0	0	3
2.	50 BT 502	Bioinformatics	PC	3	3	0	0	3
3.	50 BT 503	Bioprocess Technology	PC	4	3	1	0	4
4.	50 BT 504	Heat and Mass Transfer Operations	PC	4	3	1	0	4
5.	50 MY 004	Universal Human Value	MC	2	2	0	0	3*
6.	50 BT E1*	Elective – I	PE	3	3	0	0	3
7.	50 ** L**	Open Elective – II	OE	3	3	0	0	3
<b>PRACTICALS</b>								
8.	50 BT 5P1	Plant and Animal Biotechnology Laboratory	PC	4	0	0	4	2
9.	50 BT 5P2	Bioprocess Technology Laboratory	PC	4	0	0	4	2
10.	50 TP 0P3	Career Competency Development – III	EEC	2	0	0	2	0
<b>Total</b>				<b>32</b>	<b>20</b>	<b>2</b>	<b>10</b>	<b>24</b>

\*UHV extra credit is offered.

### SEMESTER VI

S.No.	Course Code	Course Title	Category	Contact Periods	L	T	P	C
<b>THEORY</b>								
1.	51 BT 601	Biopharmaceutical Technology	PC	3	3	0	0	3
2.	50 BT 602	Molecular Modelling and Drug Designing	PC	3	3	0	0	3
3.	50 BT 603	Chemical Reaction Engineering	PC	4	3	1	0	4
5.	50 BT E2*	Elective – II	PE	3	3	0	0	3
6.	50 BT E3*	Elective – III	PE	3	3	0	0	3
7.	50 ** L**	Open Elective – III	OE	3	3	0	0	3
<b>PRACTICALS</b>								



8.	50 BT 6P1	Bioinformatics and Molecular Modelling Laboratory	PC	4	0	0	4	2
9.	50 BT 6P2	Chemical Engineering Laboratory	PC	4	0	0	4	2
10.	50 TP 0P4	Career Competency Development – IV	EEC	2	0	0	2	0
<b>Total</b>				<b>29</b>	<b>18</b>	<b>1</b>	<b>10</b>	<b>23</b>

#### SEMESTER VII

S. No.	Course Code	Course Title	Category	Contact Periods	L	T	P	C
<b>THEORY</b>								
1.	50 HS 001	Engineering Economics and Financial Accounting	HS	3	3	0	0	3
2.	50 BT 701	Immunology	PC	3	3	0	0	3
3.	50 BT 702	Downstream Processing	PC	4	3	1	0	4
4.	50 BT E4*	Elective – IV	PE	3	3	0	2	3
5.	50 BT E5*	Elective – V	PE	3	3	0	0	3
6.	50 ** L**	Open Elective – IV	OE	3	3	0	0	3
7.	50 AC 001	Research Skill Development -I	AC	1	1	0	0	0
8.	50 AB 00*	NCC/NSS/NSO/YRC/RRC/Fine Arts	-	2	2	0	2	3*
<b>PRACTICALS</b>								
9.	50 BT 7P1	Immunology Laboratory	PC	4	0	0	4	2
10.	50 BT 7P2	Downstream Processing Laboratory	PC	4	0	0	4	2
11.	50 BT 7P3	Project Work - Phase I	EEC	4	0	0	4	2
12.	50TP0P5	Career Competency Development – V	EEC	2	0	0	2	0
13.	50 TP 0P6	Internship	EEC	0	0	0	0	1
<b>Total</b>				<b>36</b>	<b>21</b>	<b>1</b>	<b>18</b>	<b>26</b>

\*NCC/NSS/NSO/YRC/RRC/Fine Arts - 3 credits can be waived or offered as extra credits

#### SEMESTER VIII

S.No.	Course Code	Course Title	Category	Contact Periods	L	T	P	C
<b>THEORY</b>								
1.	51 BT 801	Bioethics and Biosafety	PC	3	3	0	0	3
2.	50 AC 002	Research Skill Development- II	AC	1	1	0	0	0
<b>PRACTICALS</b>								
3.	50 BT 8P1	Project Work - Phase II	EEC	16	0	0	16	8
4.	50 TP 0P6	Internship	EEC	0	0	0	0	1/2\$
<b>Total</b>				<b>20</b>	<b>4</b>	<b>0</b>	<b>16</b>	<b>11</b>

\$ extra credits will be offered based on the duration of the internship

**TOTAL NUMBER OF CREDITS TO BE EARNED FOR AWARD OF THE DEGREE = 166**

**Note:** HS- Humanities and Social Sciences including Management Courses, BS- Basic Science Courses, ES- Engineering Science Courses, PC-Professional Core Courses, PE-Professional Elective Courses, OE- Open Elective Courses, EEC-Employability Enhancement Courses, MC- Mandatory Courses, AC – Audit Courses& GE – General

### HUMANITIES AND SOCIAL SCIENCES (HS)

S.No.	Course Code	Course Title	Category	Contact Periods	L	T	P	C
1.	50 EN 001	Communication Skills I	HS	2	1	1	0	2
2.	50 EN 002	Communication Skills II	HS	2	1	1	0	2
3.	50 HS 001	Engineering Economics and Financial Accounting	HS	3	3	0	0	3

### BASIC SCIENCE (BS)

S.No.	Course Code	Course Title	Category	Contact Periods	L	T	P	C
1.	50 MA 001	Calculus and Differential Equations	BS	4	3	1	0	4
2.	50 CH 001	Applied Chemistry	BS	3	3	0	0	3
3.	50 CH 0P1	Engineering Chemistry Laboratory	BS	4	0	0	4	2
4.	50 MA 002	Laplace Transform and Complex Variables	BS	4	3	1	0	4
5.	50 PH 006	Applied Physics for Biotechnology	BS	3	3	0	0	3
6.	50 PH 0P1	Engineering Physics laboratory	BS	4	0	0	4	2
7.	50 MA 008	Transform and Numerical Methods	BS	4	3	1	0	4
8.	50 MA 013	Statistical Methods	BS	4	3	1	0	4

### ENGINEERING SCIENCES (ES)

S.No.	Course Code	Course Title	Category	Contact Periods	L	T	P	C
1.	50 ME 003	Engineering Mechanics	ES	4	3	1	0	4
2.	50 CS 001	Programming for Problem Solving	ES	3	3	0	0	3
3.	50 CS 0P1	Programming for Problem Solving Laboratory	ES	4	0	0	4	2
4.	50 EE 001	Basic Electrical Engineering	ES	3	3	0	0	3
5.	50 ME 002	Engineering Graphics	ES	6	2	0	4	4
6.	50 ME 0P1	Engineering Practices Laboratory	ES	4	0	0	4	2

### PROFESSIONAL CORE (PC)

S. No.	Course Code	Course Title	Category	Contact Periods	L	T	P	C
1.	50 BT 301	Biochemistry	PC	3	3	0	0	3
2.	50 BT 302	Microbiology	PC	3	3	0	0	3
3.	50 BT 303	Cell and Molecular Biology	PC	3	3	0	0	3
4.	50 BT 304	Principles of Chemical Engineering	PC	4	3	1	0	4
5.	50 BT 3P1	Biochemistry Laboratory	PC	4	0	0	4	2
6.	50 BT 3P2	Microbiology Laboratory	PC	4	0	0	4	2
7.	50 BT 401	Genetic Engineering	PC	3	3	0	0	3
8.	50 BT 402	Protein and Enzyme Engineering	PC	3	3	0	0	3
9.	50 BT 403	Biochemical Thermodynamics	PC	4	3	1	0	4

Rev. No. 4

Passed in BoS Meeting held on 12/05/2023

Approved in Academic Council Meeting held on 03/06/2023

  
Chairman - BOS

BOS - CHAIRMAN Signature

10.	50 BT 4P1	Molecular Biology and Genetic Engineering Laboratory	PC	4	0	0	4	2
11.	50 BT 4P2	Protein and Enzyme Engineering	PC	4	0	0	4	2
12.	50 BT 501	Plant and Animal Biotechnology	PC	3	3	0	0	3
13.	50 BT 502	Bioinformatics	PC	3	3	0	0	3
14.	50 BT 503	Bioprocess Technology	PC	4	3	1	0	4
15.	50 BT 504	Heat and Mass Transfer Operations	PC	4	3	1	0	4
16.	50 BT 5P1	Plant and Animal Biotechnology Laboratory	PC	4	0	0	4	2
17.	50 BT 5P2	Bioprocess Technology Laboratory	PC	4	0	0	4	2
18.	51 BT 601	Biopharmaceutical Technology	PC	4	3	0	1	3
19.	50 BT 602	Molecular Modeling and Drug Designing	PC	3	3	0	0	3
20.	50 BT 603	Chemical Reaction Engineering	PC	4	3	1	0	4
21.	50 BT 6P1	Bioinformatics and Molecular Modeling Laboratory	PC	4	0	0	4	2
22.	50 BT 6P2	Chemical Engineering Laboratory	PC	4	0	0	4	2
23.	50 BT 701	Immunology	PC	3	3	0	0	3
24.	50 BT 702	Downstream Processing	PC	5	3	1	0	4
25.	50 BT 7P1	Immunology Laboratory	PC	4	0	0	4	2
26.	50 BT 7P2	Downstream Processing Laboratory	PC	4	0	0	4	2
27.	51 BT 801	Bioethics and Biosafety	PC	3	3	0	0	3

#### ROFESSIONAL ELECTIVES (PE) SEMESTER V, ELECTIVE I

S.No.	Course Code	Course Title	Category	Contact Periods	L	T	P	C
1.	50 BT E11	Environmental Biotechnology	PE	3	3	0	0	3
2.	50 BT E12	Biodiversity and its conservation	PE	3	3	0	0	3
3.	50 BT E13	Environmental Hazards and Management	PE	3	3	0	0	3
4.	50 BT E14	Food Biotechnology	PE	3	3	0	0	3
5.	50 BT E15	Fermentation Technology	PE	3	3	0	0	3

#### SEMESTER VI, ELECTIVE II

S.No.	Course Code	Course Title	Category	Contact Periods	L	T	P	C
1.	50 BT E21	Cancer Biotechnology	PE	3	3	0	0	3
2.	50 BT E22	Clinical Immunology	PE	3	3	0	0	3
3.	50 BT E23	Stem Cell Technology	PE	3	3	0	0	3
4.	50 BT E24	Tissue Engineering	PE	3	3	0	0	3
5.	50 BT E25	Biomedical Instrumentation	PE	3	3	0	0	3

#### SEMESTER VI, ELECTIVE III

S.No.	Course Code	Course Title	Category	Contact Periods	L	T	P	C
1.	50 BT E31	Bioresource Technology	PE	3	3	0	0	3
2.	50 BT E32	Biophysics	PE	3	3	0	0	3
3.	50 BT E33	Metabolic Engineering	PE	3	3	0	0	3
4.	50 BT E34	Bioreactor Design	PE	3	3	0	0	3
5.	50 BT E35	Bioprocess Modeling and Simulation	PE	3	3	0	0	3

Rev. No. 4

Passed in BoS Meeting held on 12/05/2023

Approved in Academic Council Meeting held on 03/06/2023

  
Chairman - BOS

BOS - CHAIRMAN Signature

**SEMESTER VII, ELECTIVE IV**

S.No.	Course Code	Course Title	Category	Contact Periods	L	T	P	C
1.	51 BT E41	Nanobiotechnology	PE	4	2	0	2	3
2.	51 BT E42	Bioinstrumentation	PE	4	2	0	2	3
3.	51 BT E43	Toxicology	PE	4	2	0	2	3
4.	51 BT E44	Genomics and Proteomics	PE	4	2	0	2	3
5.	51 BT E45	Agricultural Biotechnology	PE	4	2	0	2	3

**SEMESTER VII, ELECTIVE V**

S.No.	Course Code	Course Title	Category	Contact Periods	L	T	P	C
1.	50 BT E51	Research Design and Analysis	PE	3	3	0	0	3
2.	51 BT E52	Marine Biotechnology	PE	3	3	0	0	3
3.	51 BT E53	Human Physiology and Anatomy	PE	3	3	0	0	3
4.	50 BT E54	Biofuel Technology	PE	3	3	0	0	3
5.	50 BT E55	Systems Biology	PE	3	3	0	0	3

**MANDATORY COURSES (MC)**

S.No.	Course Code	Course Title	Category	Contact Periods	L	T	P	C
1.	50 MY 001	Constitution of India	MC	2	2	0	0	0
2.	50MY003	Ethics for Engineers	MC	2	2	0	0	0
3.	50 MY 002	Environmental Science	MC	2	2	0	0	0
4.	50 MY 014	Start-ups and Entrepreneurship	MC	2	2	0	0	0
5.	50 MY 004	Universal Human Value	MC	2	2	0	0	3*

**SEMESTER VII & SEMESTER VIII, AUDIT COURSES (AC)**

S.No.	Course Code	Course Title	Category	Contact Periods	L	T	P	C
1.	50 AC 001	Research Skill Development- I	AC	1	1	0	0	0
2.	50 AC 002	Research Skill Development-II	AC	1	1	0	0	0

**GENERAL ELECTIVE (GE)**

S.No.	Course Code	Course Title	Category	Contact Periods	L	T	P	C
1.	50 GE 00*	NCC/NSS/NSO/YRC/RRC/Fine Arts	GE	2	2	0	2	3*

**OPEN ELECTIVES IV / V / VI (OE)**

S.No.	Course Code	Course Title	Category	Contact Periods	L	T	P	C
1.	50 BT L01	Agricultural Engineering	OE	3	3	0	0	3
2.	50 BT L05	Basics of Genetic Engineering	OE	3	3	0	0	3
3.	50 BT L06	Animal Studies in Food Research	OE	3	3	0	0	3
4.	50 BT L07	Basics of Bioinformatics	OE	3	3	0	0	3
5.	50 BT L08	Production Technology of Agricultural and Food Processing Machinery	OE	3	3	0	0	3
6.	50 BT L09	Pollution and its management	OE	3	3	0	0	3

**EMPLOYABILITY ENHANCEMENT COURSES(EEC)**

S.No.	Course Code	Course Title	Category	Contact Periods	L	T	P	C
1.	50 TP 0P1	Career Competency Development - I	EEC	2	2	0	0	-
2.	50 TP 0P2	Career Competency Development - II	EEC	2	2	0	0	-
3.	50 TP 0P3	Career Competency Development - III	EEC	2	2	0	0	-
4.	50 TP 0P4	Career Competency Development - IV	EEC	2	2	0	0	-
5.	50 TP 0P5	Career Competency Development - V	EEC	2	2	0	0	-
6.	50 BT 6P3	Internship	EEC	0	0	0	0	1/2\$
7.	50 BT 7P3	Project Work - Phase I	EEC	4	0	0	4	2
8.	50 BT 8P1	Project Work - Phase II	EEC	16	0	0	16	8

**ONE CREDIT/ SKIL BASED/ VALUE ADDED COURSE**

S.No.	Course Code	Course Title	Category	Contact Periods	L	T	P	C
1.	50 BT SE01	Medical Coding and Pharmaco vigilance	OC	3	3	0	0	1
2.	50 BT SE02	Phytochemical and Natural products	OC	3	3	0	0	1
3.	50 BT SE03	Quality Control in Biotechnology	OC	3	3	0	0	1
4.	50 BT SE04	Bio business Development	OC	3	3	0	0	1
5.	50 BT SE05	Molecular Diagnostics	OC	3	3	0	0	1

**SUMMARY**

S.No.	Category	Credits Per Semester								Total Credits	Percentage %
		I	II	III	IV	V	VI	VII	VIII		
1.	HS	2	2	-	-	-	-	3	-	<b>07</b>	<b>04.22</b>
2.	BS	9	9	4	4	-	-	-	-	<b>26</b>	<b>15.66</b>
3.	ES	9	9	-	-	-	-	-	-	<b>18</b>	<b>10.84</b>
4.	PC	-	-	17	14	18	14	11	3	<b>77</b>	<b>46.38</b>
5.	PE	-	-	-	-	3	3	3	6	<b>15</b>	<b>09.36</b>
6.	OE	-	-	-	3	3	3	3	-	<b>12</b>	<b>07.23</b>
7.	EEC	-	-	-	-	-	1	2	8	<b>11</b>	<b>06.63</b>
8.	MC	-	MC I	MC II	MC III	-	MC IV	-	-	-	-
<b>Total</b>		<b>20</b>	<b>20</b>	<b>21</b>	<b>21</b>	<b>24</b>	<b>21</b>	<b>22</b>	<b>17</b>	<b>166</b>	<b>100</b>

**K.S.Rangasamy College of Technology – Autonomous (R2018)**

**50 EN 001 – Communication Skills I**

**Common to all Branches**

Semester	Hours/Week			Total Hours	Credit	Maximum Marks		
	L	T	P			C	CA	ES
I	1	1	0	30	2	40	60	100

**Objective(s)**

- To help learners improve their vocabulary and to enable them to use words appropriately in different academic and professional contexts
- To help learners develop strategies that could be adopted while reading texts
- To help learners acquire the ability to speak effectively in English in real life and career related
- To equip students with effective speaking and listening skills in English
- To facilitate learners to enhance their writing skills with coherence and appropriate format effectively

**Course Outcomes**

**At the end of the course, the student will be able to**

CO1: Utilize digital literacy tools to develop listening skills & make use of contextual clues to infer meanings of unfamiliar words

CO2: Able to select, compile & synthesize information using communication strategies for an effective oral presentation

CO3: Skim & scan the textual content & infer meanings of unfamiliar words to develop reading & vocabulary skills

CO4: Generate ideas from sources to develop coherent content and support with relevant details in write.

CO5: Recognize the basic phonetic patterns of language & execute it for competent loud reading

**Note:** Hours notified against each unit in the syllabus are only indicative but are not decisive. Faculty may decide the number of hours for each unit depending upon the concepts and depth. Questions need not be asked based on the number of hours notified against each unit in the syllabus.

**Listening**  
Listening to Short Audios – Watching Short Videos - answering MCQs and Vocabulary Check- Listening to Short Comprehension Passages – Guided Listening – Listening to songs and cognizing the lyrics. [6]

**Speaking**  
Brainstorming – Group Discussion (unstructured) – Self Introduction - Just a Minute (JaM) - Short Narratives – Cue Cards – Picture Cards – Conversational Practices(Preliminary) [12]

**Reading** Silent Reading – Scanning and Skimming - Reading short and Medium Passages – Cognition of Theme and Inferential Meaning - Academic and Functional Vocabulary List (350 words) – Word Power Check - Loud Reading –Modulation and Pronunciation Check [6]

**Writing**  
Functional Vocabulary and Word Power – Data Interpretation - Paragraph Writing – Letter Writing –Email Writing – Conversational Fill Ups [6]

**Total Hours 30**

**Text book:**

1	M.Ashraf Rizvi, 'Effective Technical Communication', 2 nd Edition, McGraw Hill Education (India) Private Limited, Chennai, 2018
2	Norman Lewis, 'Word Power Made Easy - The Complete Handbook for Building a Superior Vocabulary Book', Penguin Random House India, 2020

**References:**

1.	Paul Emmerson and Nick Hamilton, 'Five Minute Activities for Business English', Cambridge University Press, New York, 2005.
2.	Arthur Brookes and Peter Grundy, 'Beginning to Write: Writing Activities for Elementary and Intermediate Learners', Cambridge University Press, New York, 2003.
3.	Michael McCarthy and Felicity O Dell, 'English Vocabulary in Use: Upper Intermediate', Cambridge University Press, New York, 2012.

	PO1	PO2	PO3	PO4	PO5	PO6	PO7	PO8	PO9	PO10	PO11	PO12	PSO1	PSO2
<b>CO1</b>	1	2	1	2	2	2	2	2	3	3	3	3	1	2
<b>CO2</b>	2	2	1	3	2	2	2	2	3	3	3	3	1	3
<b>CO3</b>	1	3	1	2	2	2	2	2	2	3	3	3	1	1
<b>CO4</b>	1	2	2	2	2	2	2	2	3	3	3	3	1	1
<b>CO5</b>	1	1	1	1	1	1	1	1	3	3	1	3	1	2

**K.S.Rangasamy College of Technology – Autonomous (R2018)**

**50 MA 001 - Calculus and Differential Equations**

**Common to All Branches**

Semester	Hours / Week			Total hrs	Credit	Maximum Marks		
	L	T	P			C	CA	ES
<b>I</b>	<b>3</b>	<b>1</b>	<b>0</b>	<b>60</b>	<b>4</b>	<b>50</b>	<b>50</b>	<b>100</b>
<b>Objectives(s)</b>	<ul style="list-style-type: none"> <li>The goal of this course is to achieve conceptual understanding and to retain the best traditions of traditional calculus.</li> <li>The syllabus is designed to provide the basic tools of calculus mainly for the purpose of modeling the engineering problems mathematically and obtaining solutions.</li> <li>Matrix Algebra is one of the powerful tools to handle practical problems arising in the field of engineering.</li> <li>This course deals with topics such as single variable and multivariable calculus and plays an important role in the understanding of science, engineering, economics and computer science, among other disciplines.</li> <li>Development of mathematical skills to solve the differential equations.</li> </ul>							
<b>Course Outcomes</b>	<p>At the end of the course, the students will be able to</p> <p>CO1: Apply Cayley - Hamilton theorem and to reduce quadratic form into canonical form</p> <p>CO2: Compute the equation of the circle of curvature, evolute and envelope of the curves</p> <p>CO3: Analyze Jacobian methods and constrained maxima and minima functions.</p> <p>CO4: Apply various methods in differential equations to solve linear and simultaneous differential equations.</p> <p>CO5: Evaluate definite and indefinite integrals using different techniques.</p>							

Note: The hours given against each topic are of indicative. The faculty have the freedom to decide the hours required for each topic based on importance and depth of coverage required. The marks allotted for questions in the examinations shall not depend on the numbers hours indicated.

**MATRICES**

Characteristic equation – Eigen values and Eigen vectors of a real matrix – Properties of Eigen values and Eigen vectors – Cayley-Hamilton theorem (without proof) – Orthogonal transformation of a symmetric matrix to diagonal form – Reduction of quadratic form to canonical form by orthogonal transformation - Nature of quadratic form.

[8]

**DIFFERENTIAL CALCULUS**

Curvature – radius of curvature (Cartesian and polar co-ordinates) – Centre of curvature – Circle of curvature – Involute and evolute–envelope.

[9]

**FUNCTIONS OF SEVERAL VARIABLES**

Partial differentiation – Homogeneous functions and Euler’s theorem – Jacobians – Taylor’s series for functions of two variables – Maxima and minima of functions of two variables – Constrained maxima and minima : Lagrange’s Method of Undetermined Multipliers.

[9]

**DIFFERENTIAL EQUATIONS**

Linear differential equations of second and higher order with constant co-efficient - R.H.S is  $e^{ax}, \sin bx, \cos bx, x^n, n \neq 0, e^{ax} \sin bx, e^{ax} \cos bx, e^{ax} x^n, x^n \sin bx$  and  $x^n \cos bx$  — Differential equations with variable co-efficients: Cauchy’s and Legendre’s form of linear equation – Method of variation of parameters – Simultaneous first-order linear equations with constant co-efficients.

[9]

**INTEGRAL CALCULUS**

Definite and Indefinite integrals - Substitution rule - Techniques of Integration - Integration by parts, Trigonometric integrals, Trigonometric substitutions, Integration of rational functions by partial fraction, Integration of irrational functions - Improper integrals.

[10]

**Total Hours: 45 + 15 (Tutorial) = 60**

**Text book:**

1	Grewal B.S, “Higher Engineering Mathematics”, 43rd Edition, Khanna Publishers, Delhi, 2014. Web site: <a href="https://pvpsitrealm.blogspot.com/2016/09/higher-engineering-mathematics-by-bs.html">https://pvpsitrealm.blogspot.com/2016/09/higher-engineering-mathematics-by-bs.html</a>
2	Veerarajan.T., “Engineering Mathematics”, for Semesters I and II , Tata McGraw Hill Publishing Co., New Delhi., 2010.

**Reference(s):**

1	Kreyszig Erwin, “Advanced Engineering Mathematics”, 10 <sup>th</sup> Edition, John Wiley and Sons (Asia) Limited, New
---	-----------------------------------------------------------------------------------------------------------------------



	Delhi, 2016.													
2	Integral Equations,calculus of variations and its applications- Dr. P. N. Agrawal, Dr. D. N. Pandey, NPTEL online videocourses.													
3	Matrix Analysis with Applications - Dr. S. K. Gupta Dr. Sanjeev Kumar, Matrix Solvers -Prof.Somnath Roy NPTEL online video courses.													
4	Kandasamy P., Thilagavathy K., Gunavathy K., "Engineering Mathematics-II", S.Chand &Company Ltd, New Delhi.													
	<b>PO1</b>	<b>PO2</b>	<b>PO3</b>	<b>PO4</b>	<b>PO5</b>	<b>PO6</b>	<b>PO7</b>	<b>PO8</b>	<b>PO9</b>	<b>PO10</b>	<b>PO11</b>	<b>PO12</b>	<b>PSO1</b>	<b>PSO2</b>
<b>CO1</b>	3	3	3	3	3								3	
<b>CO2</b>	3	3	2	2	2								3	
<b>CO3</b>	3	3	3	2	2								3	
<b>CO4</b>	3	3	3	3	2								3	
<b>CO5</b>	3	3	3	2	3								3	



**K.S.Rangasamy College of Technology – Autonomous (R2018)**

**50 CH 001 - Applied Chemistry**

**Common to all Branches**

Semester	Hours/Week			Total Hours	Credit	Maximum Marks		
	L	T	P			C	CA	ES
I	3	0	0	45	3	50	50	100

**Objective(s)**

- To rationalize the periodic properties such as ionization potential, electron affinity, oxidation state, electro negativity, atomic and molecular orbitals
- To analyze the thermodynamic functions, concept of cells and corrosion of metals and its control methods
- To help the learners to analyze the hardness of water and its removal
- To endow with an overview of spectroscopy principles and its applications
- To recall the basics of stereochemistry and reaction mechanism

**Course Outcomes**

CO1: Rationalize the periodic properties, variation of orbitals, interactions and orbitals with energy level diagrams  
 CO2: Analyse the thermodynamic functions, cell potentials and corrosion with its control measures  
 CO3: Recognize the sources ,hardness of water and its removal  
 CO4: Interpret the ranges of the electromagnetic spectrum used for exciting different molecular energy levels in various spectroscopic techniques  
 CO5: Review of stereochemistry and types of chemical reactions with their mechanism

Note: The hours given against each topic are of indicative. The faculty have the freedom to decide the hours required for each topic based on importance and depth of coverage required. The marks allotted for questions in the examinations shall not depend on the numbers hours indicated.

**Periodic properties**

Effective nuclear charge - atomic and ionic sizes - ionization energies - electron affinity – electro negativity - polarizability oxidation states - penetration of orbitals- variations of s, p, d and f orbital energies of atoms - electronic configurations, ionic dipolar and Vander- waals interactions. Hard soft acids and bases (HSAB).

Molecular orbitals of diatomic molecules - plots of the multi centre orbitals. Equations for atomic and molecular orbitals.

Energy level diagrams of diatomics. Pi-molecular orbital of butadiene and benzene. [9]

**Chemical equilibria and corrosion**

Thermodynamic functions - energy - entropy - enthalpy- free energy - Gibbs-Helmholtz equation - Van 't Hoff isotherm. Cell potentials - Nernst equation - applications - EMF series - applications - Potentiometric and Conductometric titrations.

Corrosion- types of corrosion - chemical and electrochemical corrosion - mechanism - Factors influencing corrosion -

Corrosion control methods (impressed current and sacrificial anode methods) –Corrosion inhibitors. [9]

**Water chemistry**

Sources - Water quality parameters - impurities in water and their effects. Hardness - Estimation of hardness -effect of hard water in various industries-Softening of water- zeolite process- ion-exchange process - reverse osmosis – electro dialysis. Boiler troubles – methods of prevention.

[9]

**Analytical techniques and applications**

Absorption laws - Ultra violet spectroscopy (UV) - Principle - Instrumentation (Block diagram) - applications. Infra red spectroscopy (IR)- Instrumentation (Block diagram) - selection rule - types of fundamental vibrations - applications. Nuclear magnetic resonance spectroscopy (NMR) - Principle - selection rule - Instrumentation (Block diagram) - chemical shift factors influencing the chemical shift -applications. Atomic absorption spectroscopy (AAS) - Principle - Instrumentation (Block diagram)-applications. [9]

**Concepts in Organic chemistry**

Structural isomerism- types - Stereoisomerism - geometrical (Maleic and Fumaric acids) - optical isomerism (Lactic and Tartaric acids) - symmetry - chirality- enantiomers - diastereomers - optical activity - absolute configurations.

Introduction to reactions - substitution - addition - oxidation - reduction - cyclization and ring openings - mechanism.

[9]

**Total Hours | 45**

**Text book:**

1	Jain. P.C. and Monica Jain, "Engineering Chemistry", Dhanpatrai publishing co. New Delhi, 14 <sup>th</sup> edition, 2015.
2	Vairam, S.and Suba Ramesh, "Engineering Chemistry", Wiley India Private Limited , 2 nd edition, January 2013.

	Chemistry”,													
<b>References:</b>														
1.	Puri B. R., Sharma L.R., and Pathania M.S., “Principles of Physical Chemistry”, Vishal Publishing Company, Delhi, 2017.													
2.	Dara. S.S, “A Text Book of Engineering Chemistry”, S Chand & co. Ltd., 2014.													
3.	Bahl B.S. and Arun Bahl, “Advanced Organic Chemistry”, S.Chand, New Delhi, 2014													
4.	Sharma BK. Instrumental methods of chemical analysis, Goel Publishing House Meerut, 23 <sup>th</sup> edition; 2014.													
	<b>PO1</b>	<b>PO2</b>	<b>PO3</b>	<b>PO4</b>	<b>PO5</b>	<b>PO6</b>	<b>PO7</b>	<b>PO8</b>	<b>PO9</b>	<b>PO10</b>	<b>PO11</b>	<b>PO12</b>	<b>PSO1</b>	<b>PSO2</b>
<b>CO1</b>	3	3	2	2	2	2	2	2		1	1	2		1
<b>CO2</b>	3	3	3	2	2	2	3	2	1	1	1	1	3	3
<b>CO3</b>	3	3	3	3	2	3	3	3	3	1	2	3	2	2
<b>CO4</b>	3	3	3	3	3	3	3	1	2	1	2	3	3	3
<b>CO5</b>	3	3	3	3	2	2	2	2	1	1	1	1	3	3

**K.S.Rangasamy College of Technology – Autonomous (R2018)**

**50 ME 003 – Engineering Mechanics**

**Common to all Branches**

Semester	Hours/Week			Total Hours	Credit	Maximum Marks		
	L	T	P			C	CA	ES
I	3	1	0	60	4	50	50	100

<b>Objective(s)</b>	<ul style="list-style-type: none"> <li>To learn a process for analysis of static objects, concepts of force, moment, and mechanical equilibrium in two and three dimensions.</li> <li>To learn the equilibrium of rigid bodies such as frames, trusses, beams.</li> <li>To identify the properties of surfaces and solids by using different theorem.</li> <li>To impart basic concept of dynamics of particles.</li> <li>To understand the concept of friction and elements of rigid body dynamics.</li> </ul>
---------------------	-----------------------------------------------------------------------------------------------------------------------------------------------------------------------------------------------------------------------------------------------------------------------------------------------------------------------------------------------------------------------------------------------------------------------------------------------------------------------------------------------------------------

<b>Course Outcomes</b>	<p><b>At the end of the course, the student will be able to:</b></p> <p>CO1: Use scalar and vector analytical techniques for analysing forces instatically determinate structures.</p> <p>CO2: Apply basic knowledge of scientific concepts to solve real-world problems.</p> <p>CO3: Calculate the properties of surfaces and solids using various theorems.</p> <p>CO4: Analyse and solve problems on kinematics and kinetics.</p> <p>CO5: Draw a shear force and bending moment diagrams, analysis of rigid body dynamics and calculation offrictional forces on contact surfaces.</p>
------------------------	-------------------------------------------------------------------------------------------------------------------------------------------------------------------------------------------------------------------------------------------------------------------------------------------------------------------------------------------------------------------------------------------------------------------------------------------------------------------------------------------------------------------------------------------------------------------------------------------

**Note:** The hours given against each topic are of indicative. The faculty have the freedom to decide the hours required for each topic based on importance and depth of coverage required. The marks allotted for questions in the examinations shall not depend on thenumber of hours indicated

**Basics and Statics of Particles**

Introduction -Units and Dimensions-Laws of Mechanics–Principle of transmissibility-Lame’s theorem, Parallelogram and triangular Law of forces–Vectors–Vectorial representation of forces and moments.

**Vector operations**

Addition, subtraction, dot product, cross product-Coplanar Forces–Resolution and Composition of forces– Equilibrium of a particle–Force in space-Equilibrium of a particle in space-Equivalent systems of forces-Single equivalent force. [9]

**Equilibrium of Rigid Bodies**

Free body diagram–Types of supports and their reactions–requirements of stable equilibrium–Static determinacy, Moments and Couples–Moment of a force about a point and about an axis–Vectorial representation of moments and couples–Varignon’s theorem-Equilibrium of Rigid bodies in two dimensions.

**Trusses:** Introduction, axial members, calculation of forces on truss members using method of joints-Method of sections.[9]

**Properties of Surfaces and Solids**

Determination of Areas and Volumes-Centroid, Moment of Inertia of plane area (Rectangle, circle, triangle using Integration Method; T section, I section, Angle section, Hollow section using standard formula) - Parallel axis theorem and perpendicular axis theorem- Polar moment of inertia -Mass moment of inertia of thin rectangular section -Relation between area moment of inertia and mass momentof inertia. [9]

**Dynamics of Particles**

Displacement, Velocity, acceleration and their relationship–Relative motion -Projectile motion in horizontal plane–Newton’s law–Work Energy Equation – ImpulseandMomentum. [9]

**Elements of Rigid Body Dynamics, friction and Beams**

Translation and Rotation of Rigid Bodies: Velocity and acceleration–General Plane motion: Crank and Connecting rod mechanism.

**Friction**

Frictional force–Laws of Coloumb friction–Simple contact friction–Ladder friction-Rolling resistance–Ratio of tension in belt.

**Transverse bending on beams**

Types of beams: Supports and loads – Shear force and bending moment in beams – Cantilever, simply supported andoverhanging beams. [9]

<b>Total Hours (L:45+T:15)</b>							<b>60</b>
--------------------------------	--	--	--	--	--	--	-----------

**Text book:**

1	Rajasekaran, S, Sankarasubramanian, G., Fundamentals of Engineering Mechanics, Vikas PublishingHouse Pvt.
---	-----------------------------------------------------------------------------------------------------------

	Ltd., 3 <sup>rd</sup> Edition, 2017.													
2	Beer, F.P and Johnson Jr. E.R, "Vector Mechanics for Engineers", Statics and Dynamics, McGraw-Hill International, 11 <sup>th</sup> Edition, 2016.													
	<b>References:</b>													
1.	Jayakumar, V. and Kumar, M, Engineering Mechanics, PHI Learning Private Ltd, New Delhi, 2012													
2.	Hibbeler, R.C., "Engineering Mechanics", Vol. 1 Statics, Vol. 2 Dynamics, Pearson Education Asia Pvt.Ltd., 2016.													
3.	Bansal R.K," Engineering Mechanics" Laxmi Publications (P) Ltd, 2011. Th													
4.	Irving H. Shames, Engineering Mechanics – Statics and Dynamics, Pearson Education Asia Pvt. Ltd, 4 Edition, 2003.													
	<b>PO1</b>	<b>PO2</b>	<b>PO3</b>	<b>PO4</b>	<b>PO5</b>	<b>PO6</b>	<b>PO7</b>	<b>PO8</b>	<b>PO9</b>	<b>PO10</b>	<b>PO11</b>	<b>PO12</b>	<b>PSO1</b>	<b>PSO2</b>
<b>CO1</b>	3	2	2	3								2	3	1
<b>CO2</b>	3	2	2	3								2	3	1
<b>CO3</b>	3	2	2	3								2	3	1
<b>CO4</b>	3	2	2	3								2	3	1
<b>CO5</b>	3	2	2	3								2	3	1

K.S.Rangasamy College of Technology – Autonomous (R2018)								
50 CS 001 - Programming for Problem Solving								
Common to all Branches								
Semester	Hours/Week			Total Hours	Credit	Maximum Marks		
	L	T	P			C	CA	ES
I	3	0	0	60	3	50	50	100
<b>Objective(s)</b>	<ul style="list-style-type: none"> <li>• To learn the evolution of computers and examines the most fundamental element of the C language</li> <li>• To examine the execution of branching, looping statements, arrays and strings.</li> <li>• To understand the concept of functions , pointers and the techniques of putting them to use</li> <li>• To apply the knowledge of structures and unions to solve basic problems in C language To enhance the knowledge in file handling functions for storage and retrieval of data</li> </ul>							
<b>Course Outcomes</b>	<p><b>At the end of the course, the student will be able to:</b></p> <p>CO1: Infer the evolution, generation, representation of problem and recognize the concepts of data types and expressions</p> <p>CO2: Annotate the concept of console Input and output features and examine the execution of branching, looping statements, arrays and strings</p> <p>CO3: Recognize the concepts of functions, recursion, storage class specifies and pointers with its features</p> <p>CO4: Comprehend basic concepts of structures ,unions ,user defined data types and preprocessor</p> <p>CO5: Interpret the file concepts using proper standard library functions</p>							

## **Introduction to Computer and Programming**

Introduction to Computers - Evolution of computers - Generations of computers and Programming Languages– Introduction to components of a computer system -Idea of Algorithm: steps to solve logical and numerical problems. Representation of Algorithm: Flowchart–Pseudocode with examples. From algorithms to programs– variables (with data types)– Type Qualifiers - Constants – Operators –expressions and precedence [9]

### **Suggested Activities:**

Knowing the history of computers Developing Pseudocodes and flowcharts for real life activitiesDeveloping algorithms for basic mathematical expressions using arithmetic operations.

### **Suggested Evaluation Methods:**

Group Discussion on Introduction to Computers and its generation Assignments on pseudocodes and flowcharts

## **I/O ,Branching ,Loops and Arrays**

Console I/O– Unformatted and Formatted Console I/O – Conditional Branching and Loops -Writing and evaluation of conditionals and consequent branching -Iteration and loops - Arrays (1-D, 2-D), Character arrays and Strings [9]

### **Suggested Activities:**

Simple programs using I/O statements, arithmetic operations Implementation of

Functions: Scope of a Function – Library Functions and User defined functions - Function Prototypes – Function Categorization - Function Arguments - Arguments to main function - The return Statement -Recursion- Passing Arrays to Functions– Storage class Specifiers. Introduction to Pointer Variables - The Pointer Operators - Pointer Expressions - Pointers and Arrays - Generating a Pointer to an Array - Indexing Pointers– Dynamic memoryallocation [9]

### **Suggested Activities:**

Develop simple applications like Calculator, Various Conversion Process using functionsDevelop a simple programs by applying pointer cobcepts

### **Suggested Evaluation Methods:**

Tutorial for the above activities  
Group discussion on Function and Pointers

## **Structures, Unions, Enumerations, Typedef and Preprocessors**

Structures - Arrays of Structures- Arrays and Structures within Structures - Passing Structures to Functions - Structure Pointers - Unions – Bit Fields - Enumerations – type def – The preprocessor and comments. [9]

### **Suggested Activities:**

Develop simple programs using **Structures, Unions, Enumerations, Typedef and Preprocessors****Suggested**

### **Evaluation Methods:**

Tutorial for the above activities

## **File**

File: Streams –Reading and Writing Characters - Reading and Writing Strings -,File System functions - RandomAccess Files. [9]

### **Suggested Activities:**

Develop simple applications to apply files operations

### **Suggested Evaluation Methods:**

Tutorial for the above activities Group discussion on Files Concepts

													Total Hours	60
<b>Text book:</b>														
1	Herbert Schildt, "The Complete Reference C", Fourth Edition, Tata McGraw Hill Edition, 2010.													
2	Byron Gottfried, "Programming with C", Third Edition, McGraw Hill Education, 2014.													
<b>References:</b>														
1.	Balagurusamy E. "Programming in ANSI C", Seventh Edition, Tata McGraw Hill Edition, New Delhi, 2016.													
2.	Brian W. Kernighan and Dennis M. Ritchie, "C Programming Language", Prentice-Hall.													
3.	Reema Thareja, "Computer Fundamentals and Programming in C", Second Edition, Oxford Education, 2016.													
4.	King K N. "C Programming: A Modern Approach", Second Edition, W.W.Norton, New York, 2008.													
	<b>PO1</b>	<b>PO2</b>	<b>PO3</b>	<b>PO4</b>	<b>PO5</b>	<b>PO6</b>	<b>PO7</b>	<b>PO8</b>	<b>PO9</b>	<b>PO10</b>	<b>PO11</b>	<b>PO12</b>	<b>PSO1</b>	<b>PSO2</b>
<b>CO1</b>	1	3		2	2							1		
<b>CO2</b>	1	3		3	3			2				2	3	
<b>CO3</b>	1	3		2	3			2				2		1
<b>CO4</b>	1	3		3	3			2				2	2	
<b>CO5</b>	1	3		2	3			2				2		1

**K.S.Rangasamy College of Technology – Autonomous R2018)**

**50 MY 001 - Constitution of India**

**Common to all Branches**

Semester	Hours/Week			Total Hours	Credit C	Maximum Marks		
	L	T	P			CA	ES	Total
I	2	0	0	30	-	100	-	100
<b>Objective(s)</b>	<ul style="list-style-type: none"> <li>To know the premises informing the twin themes of liberty and freedom from a civil rights perspective.</li> <li>To address the growth of Indian opinion regarding modern Indian intellectuals' constitutional role and entitlement to civil and economic rights as well as the emergence of nationhood in the early years of Indian nationalism.</li> <li>To address the role of socialism in India after the commencement of the Bolshevik Revolution in 1917 and its impact on the initial drafting of the Indian Constitution.</li> <li>To gain knowledge on bill passing</li> </ul> To acquire knowledge on function of election commission							
<b>Course Outcomes</b>	<p><b>At the end of the course the students will be able to:</b></p> CO1: Discuss the growth of the demand for civil rights in India for the bulk of fns before the arrival of Gandhi in Indian politics. CO2: Discuss the intellectual origins of the framework of argument that informed the conceptualization of social reforms leading to revolution in India. CO3: Discuss the circumstances surrounding the foundation of the Congress Socialist Party [CSP] Under the leadership of Jawaharlal Nehru and the eventual failure of the proposal of direct							
<p><b>Note:</b> The hours given against each topic are of indicative. The faculty have the freedom to decide the hours required for each topic based on importance and depth of coverage required. The marks allotted for questions in the examinations shall not depend on the number of hours indicated.</p>								
<p><b>History of Making of the Indian Constitution</b>                      History - Drafting Committee, ( Composition &amp; Working) [6]</p>								
<p><b>Philosophy of the Indian Constitution</b>                      Preamble - Salient Features [6]</p>								
<p><b>Contours of Constitutional Rights &amp; Duties</b>                      Fundamental Rights - Right to Equality - Right to Freedom - Right against Exploitation -Right to Freedom of Religion - Cultural and Educational Rights - Right to Constitutional Remedies - Directive Principles of State Policy - Fundamental Duties. [6]</p>								
<p><b>Organs of Governance</b>                      Parliament - Composition - Qualifications and Disqualifications - Powers and Functions Executive - President - Governor - Council of Ministers - Judiciary, Appointment and Transfer of Judges, Qualifications - Powers and Functions. [6]</p>								
<p><b>Local Administration</b>                      District's Administration head: Role and Importance, - Municipalities: Introduction, Mayor and role of Elected Representative, CEO of Municipal Corporation - Pachayat raj: Introduction, PRI: Zila Pachayat - Elected officials and their roles, CEO Zila [6]</p>								
						<b>Total Hours: 30</b>		
<b>Text book:</b>								
1	The Constitution of India, 1950 (Bare Act), Government Publication							
2	S.N, Busi, Ambedkar, B.R., "Framing of Indian Constitution", 1 <sup>st</sup> Edition, 2015.							
<b>References:</b>								
1.	Basu, D D., "Introduction to the Constitution of India", Lexis Nexis, 2015.							
2.	M.P Jain, "Indian Constitution Law", 7 <sup>th</sup> Edition, Lexis Nexis, 2014.							
3.	S R Bhansali, Textbook on The Constitution of India, Universal Publishers, 2015							
4.	M P Jain, Outlines of Indian Legal and Constitutional History, Lexisnexis, 2014							



	PO1	PO2	PO3	PO4	PO5	PO6	PO7	PO8	PO9	PO10	PO11	PO12	PSO1	PSO2
CO1								2	2	1		2	1	1
CO2								2	2	1		2	1	1
CO3								2	2	1		2	1	1
CO4								2	2	1		2	1	1
CO5								2	2	1		2	1	1

**K.S.Rangasamy College of Technology - Autonomous (R 2018)**

**50 CH 50 0P1 – Engineering Chemistry Laboratory**

**Common to all Branches**

Semester	Hours / Week			Total Hrs	Credit	Maximum Marks		
	L	T	P			C	CA	ES
I	0	0	4	60	2	60	40	100
<b>Objective(s)</b>	<ul style="list-style-type: none"> <li>To test the knowledge of theoretical concepts.</li> <li>To develop the experimental skills of the learners.</li> <li>To facilitate data interpretation.</li> <li>To enable the learners to get hands-on experience on the principles discussed in theory sessions.</li> </ul> <p>To expose the learners to various industrial and environmental applications</p>							
<b>Course Outcomes</b>	<p><b>At the end of the course the students will be able to</b></p> <p>CO1: Estimate the amount of hardness, alkalinity, chloride ion and dissolved oxygen in watersample</p> <p>CO2: Estimate the amount of barium chloride and mixture of acids by conductometry</p> <p>CO3: Estimate the amount of ferrous ion by potentiometry</p> <p>CO4: Estimate the amount of acid by pH metry and apply the knowledge of pH Determination for health drinks, beverages, soil, effluent and other biological samples</p> <p>CO5: Estimate the amount of ferrous ion by spectrophotometry</p> <p>CO6: Determine the percentage of corrosion by weight loss method</p>							

**LIST OF EXPERIMENTS**

1. Estimation of hardness of water by EDTA method.
2. Estimation of alkalinity of water sample.
3. Estimation of chloride content in water sample (Argentometric method).
4. Determination of dissolved oxygen in boiler feed water (Winkler's method).
5. Estimation of barium chloride by conductometric precipitation titration.
6. Estimation of mixture of acids by conductometric titration.
7. Estimation of ferrous ion by potentiometric titration.
8. Estimation of HCl, beverages and other biological samples by pH meter.
9. Estimation of iron content by spectrophotometry method.
10. Determination of corrosion rate and inhibitor efficiency by weight loss method.

**Total hours: 60**

**Lab Manual**

- |   |                                                                                                                               |
|---|-------------------------------------------------------------------------------------------------------------------------------|
| 1 | Vairam S and Suba Ramesh, "Engineering Chemistry", Wiley India Private Limited, Delhi, 2 <sup>nd</sup> edition, January 2013. |
| 2 | Dara S.S. "A Text Book on Experiments and Calculations Engineering", S.Chand & Co., Ltd., 2 <sup>nd</sup> edition, 2003       |

**Reference**

- |   |                                                                                                                                                                   |
|---|-------------------------------------------------------------------------------------------------------------------------------------------------------------------|
| 1 | Mendham. J, Denney. R.C, Barnes. J.D, and Thomas. N.J.K, "Vogel's Text Book of Quantitative Chemical Analysis", Pearson Education, 6 <sup>th</sup> edition, 2009. |
|---|-------------------------------------------------------------------------------------------------------------------------------------------------------------------|



2	Vermani, O P., and A K Narula, "Applied Chemistry : Theory And Practice, New Age International (P) Ltd.,Publishers, 2 <sup>nd</sup> edition, January 2020													
3	Gary D. Christian, "Analytical Chemistry", John Wiley & Sons, 6th edition, 2007.													
4	Chatwal Anand, "Instrumental Methods of Chemical Analysis", Himalaya Publications, 5th Edition, 2019.													
	PO1	PO2	PO3	PO4	PO5	PO6	PO7	PO8	PO9	PO10	PO11	PO12	PSO1	PSO2
CO1	3	3	3	3	3	3	3	3	2		3	2	2	3
CO2	3	3	3	3	3	3	2	3	1		2	1	1	2
CO3	3	3	3	3	3	3	3	2	3		2	1	3	3
CO4	3	3	3	3	3	3	2	1			2	3	1	2
CO5	3	3	3	3	3	3	2	1			2	1	3	2

K.S.Rangasamy College of Technology - Autonomous R 2018								
50 CS 0P1 - Programming for Problem Solving Laboratory								
Common to all Branches								
Semester	Hours / Week			Total Hrs	Credit	Maximum Marks		
	L	T	P			C	CA	ES
I	0	0	4	60	2	60	40	100
<b>Objective(s)</b>	<ul style="list-style-type: none"> <li>To enable the students to apply the concepts of C to solve simple problems</li> <li>To use selection and iterative statements in C programs</li> <li>To apply the knowledge of library functions in C programming</li> <li>To implement the concepts of arrays, functions, structures and pointers in C</li> <li>To implement the file handling operations through C</li> </ul>							
<b>Course Outcomes</b>	<p><b>At the end of the course the students will be able to</b></p> <p>CO1: Apply how to read, display basic information and use selection and iterative statements</p> <p>CO2: Demonstrate C program to manage collection of related data</p> <p>CO3: Design and Implement different ways of passing arguments to functions, Recursion and implement pointers concepts</p> <p>CO4: Develop a C program to manage collection of different data using structures, Union, user- defined data types and preprocessor directives</p> <p>CO5: Demonstrate C program to store and retrieve data using file concepts</p>							
LIST OF EXPERIMENTS								
<ol style="list-style-type: none"> <li>Implementation of Simple computational problems using various formulas.</li> <li>Implementation of Problems involving Selection statements.</li> <li>Implementation of Iterative problems e.g., sum of series.</li> <li>Implementation of 1D Array manipulation.</li> <li>Implementation of 2D Array manipulation.</li> <li>Implementation of String operations.</li> <li>Implementation of Simple functions and different ways of passing arguments to functions and Recursive Functions.</li> <li>Implementation of Pointers</li> <li>Implementation of structures and Union.</li> <li>Implementation of Bit Fields, Typedef and Enumeration.</li> <li>Implementation of Preprocessor directives.</li> <li>Implementation of File operations.</li> </ol>								

	PO1	PO2	PO3	PO4	PO5	PO6	PO7	PO8	PO9	PO10	PO11	PO12	PSO1	PSO2
CO1	1	3		2	2							1		
CO2	1	3		3	3			2				2	3	3
CO3	1	3		2	3			2				2	2	2
CO4	1	3		3	3			2				2	3	3
CO5	1	3		2	3			2				2	3	2

K.S.Rangasamy College of Technology–Autonomous (R2018)									
50 EN 002 – Communication Skills II									
Common to all Branches									
Semester	Hours / Week			Total hrs	Credit	Maximum Marks			
	L	T	P			C	CA	ES	Total
II	1	1	0	30	2	40	60	100	
<b>Objective(s)</b>	<ul style="list-style-type: none"> <li>To help learners improve their vocabulary and enable them to use words appropriately in different academic and professional contexts.</li> <li>To help learners develop strategies that could be adopted while reading texts.</li> <li>To help learners acquire the ability to speak and write effectively in English in real life and career related situations.</li> <li>Improve listening, observational skills, and problem solving capabilities</li> <li>Develop message generating and delivery skills</li> </ul>								
<b>Course Outcomes</b>	<p><b>At the end of the course, the student will be able to</b></p> <p>CO1: Identify speaker's purpose and tone, comprehend relationship between ideas and respond to the listening content</p> <p>CO2: Use communication strategies, vocabulary and appropriate grammatical structures for effective oral interactions</p> <p>CO3: Make inferences and predictions, develop reading speed, build academic vocabulary by utilizing digital literacy tools on textual comprehension</p> <p>CO4: Use a variety of accurate sentence structures with functional vocabulary, apply the conventions of academic writing and use peer and teacher feedback for effective writing.</p> <p>CO5: Demonstrate proficiency in communication skills in academic and professional contexts</p>								
<p><b>Note:</b> Hours notified against each unit in the syllabus are only indicative but are not decisive. Faculty may decide the number of hours for each unit depending upon the concepts and depth. Questions need not be asked based on the number of hours notified against each unit in the syllabus.</p>									
<p><b>Advanced English Listening Module</b>            Extended Listening to Podcasts – Listen and Watch Video Clips - answering Inferential Multiple Choice Questions and Vocabulary Check- Listening to Lengthy Discourses – Structured Listening – Listening to Songs and Cognizing the Lyrics-Listening to popular speeches, news briefs and stories [6]</p> <p><b>Oral Communication</b>            Debates – Group Discussion (Structured) and rotate roles – Elevator Speech – Prepared Talk – Extempore – Brief Technical presentations- Spin-a-Yarn – Short Film reviews – talk on silent videos – Dialogues and Role plays (Intermediate &amp; Higher Level)–Interviews [12]</p> <p><b>Critical Reading Process</b>            Silent Reading – Scanning and Skimming - Reading comprehension with logical reasoning questions – Cognition of Theme and Inferential Meaning – advanced Academic and Functional Vocabulary List (1000 words) – word webs and semantic threads - Loud Reading – Modulation and Pronunciation Check – Mind maps – Note making – Deep Reading Skills [6]</p> <p><b>Academic Writing Practices</b>            Sentence Equivalence and Text completion tasks – Data Interpretation - Essay Writing – Letter Writing – Business Emails – Conversational Fill Ups-Rewordify (select a text and simplify/enhance the language)- Reports</p>									
<b>Total Hours:</b>									<b>30</b>
<b>Text book:</b>									
1	M.Ashraf Rizvi, 'Effective Technical Communication', 2 nd Edition, McGraw Hill Education (India) Private Limited, Chennai, 2018								

2	Norman Lewis, 'Word Power Made Easy - The Complete Handbook for Building a Superior Vocabulary Book', Penguin Random House India, 2020
<b>Reference(s)</b>	
1	Paul Emmerson and Nick Hamilton, 'Five Minute Activities for Business English', Cambridge University Press, N.York, 2005
2	Ruth Wainryb, 'Stories: Narrative Activities for The Language Classroom', Cambridge University Press, N.York, 2005
3	Stuart Redman, 'English Vocabulary in Use: Upper Intermediate', Cambridge University Press, N.York, 2006
4	<a href="https://www.khanacademy.org/test-prep/sat/sat-reading-writing-practice">https://www.khanacademy.org/test-prep/sat/sat-reading-writing-practice</a>
	<b>PO1 PO2 PO3 PO4 PO5 PO6 PO7 PO8 PO9 PO10 PO11 PO12 PSO1 PSO2</b>
<b>CO1</b>	2 2 1 2 1 2 2 2 3 3 2 3 1 2
<b>CO2</b>	2 2 2 3 2 2 2 3 3 3 2 3 1 2
<b>CO3</b>	2 2 2 2 2 2 2 2 2 3 2 3 1 3
<b>CO4</b>	2 3 2 3 2 3 3 2 2 3 3 3 1 2
<b>CO5</b>	2 2 2 2 2 3 3 3 3 3 2 3 1 2

<b>K. S. Rangasamy College of Technology – Autonomous R2018</b>								
<b>50 MA 002 - Laplace Transform and Complex Variables</b>								
<b>Common to All Branches</b>								
Semester	Hours / Week			Total hrs	Credit	Maximum Marks		
	L	T	P			C	CA	ES
II	3	1	0	60	4	50	50	100
<b>Objective(s)</b>	<ul style="list-style-type: none"> <li>Multiple integration is used to solve problems involving volume and surface area.</li> <li>Vector calculus can be widely used for modeling the various of physics.</li> <li>Introduce the fundamental ideas of the functions of complex variables and developing a clear understanding of the fundamental concepts of complex analysis such as analytic function and complex integral.</li> <li>Identify and construct complex - differentiable function.</li> <li>Laplace Transforms can be used for efficiently solving the problems that occur in various branches of engineering disciplines.</li> </ul>							
<b>Course Outcomes</b>	<p><b>At the end of the course, the students will be able to</b></p> <p>CO1: Evaluate double and triple integrals, analyze Beta and Gamma functions.</p> <p>CO2: Analyze the basic concepts of vector calculus to verify Green's, Stoke's and Gauss divergencetheorems.</p> <p>CO3: Construct the analytic function and bilinear transformation.</p> <p>CO4: Apply Cauchy's integral formula and Cauchy's residue theorem to evaluate the complex integrals.</p> <p>CO5: Apply Laplace transform techniques for solving differential equations.</p>							
<p>Note: The hours given against each topic are of indicative. The faculty have the freedom to decide the hours required for each topic based on importance and depth of coverage required. The marks allotted for questions in the examinations shall not depend on the numbers hours indicated.</p>								
<p><b>MULTIPLE INTEGRALS</b>  Double integration – Cartesian and polar coordinates – Change of order of integration – Area between two curves –Area as double integral – Triple integration in Cartesian coordinates. Beta and Gamma functions: Relationshipbetween Beta and Gamma functions – Properties–Problems. [9]</p> <p><b>VECTOR CALCULUS</b>  Introduction - gradient of a scalar point function - directional derivative - angle of intersection of two surfaces – divergence and curl(excluding vector identities) - solenoidal and irrotational vectors - Green's theorem in the plane - Gauss divergence theorem -Stokes' theorem(without proof)- verification of the above theorems and evaluation of integrals using them.[9]</p> <p><b>ANALYTIC FUNCTIONS</b>  Analytic functions – Necessary conditions (Cauchy–Riemann equations)- Polar form of Cauchy–Riemann equations Sufficientconditions(withoutproof)–Propertiesofanalyticfunctions–Harmonicfunction– armonic conjugate Constructionof analytic functions– Conformal mapping: <math>w = z + a</math>, <math>az</math>, <math>1/z</math>-Bilinear transformation. [9]</p>								

**COMPLEX INTEGRATION**

Cauchy's Integral theorem (without proof) – Cauchy's integral formula – Taylor's and Laurent's series (without proof) – Classification of singularities – Cauchy's residue theorem – Contour integration – Circular and semi-circular contours (excluding poles on realaxis).. [8]

**LAPLACE TRANSFORMS**

Conditions for existence – Transform of elementary functions – Basic properties – Shifting theorems- Derivatives and integrals of transforms — Transform of unit step function – Dirac's delta function- Initial and final value theorem– Transform of periodic functions. Inverse Laplace transform – Convolution theorem(excluding proof) – Solution of second order ordinary differential equation with constant co-efficients – simultaneous equations of first order with constant co-efficients. [10]

**Total Hours: 45 + 15(Tutorial) = 60**

**Text book:**

1	Grewal B.S, "Higher Engineering Mathematics", 43 <sup>rd</sup> Edition, Khanna Publishers, Delhi, 2014.
2	Kreyszig Erwin, "Advanced Engineering Mathematics", 10 <sup>th</sup> Edition, John Wiley and Sons (Asia), New Delhi, 2016.

**Reference(s):**

1	Bali.N.P and Dr.Manish Goyal,"A text book of Engineering Mathematics",8 <sup>th</sup> edition,Laxmi Publications (P)LTD,2011
2	Veerarajan.T., "Engineering Mathematics", for Semesters I and II , Tata McGraw Hill Publishing Co., New Delhi.,2010.
3	Kandasamy, P., Thilagavathy,K., Gunavathy, K., "Engineering Mathematics -II", S.Chand & Company Ltd,New Delhi.
4	SWAYAM online video courses.(www.swayamprabha.gov.in)

	PO1	PO2	PO3	PO4	PO5	PO6	PO7	PO8	PO9	PO10	PO11	PO 12	PSO1	PS O2
<b>CO1</b>	3	3	3	2	3							2	3	2
<b>CO2</b>	3	3	2	2	3							2	3	2
<b>CO3</b>	3	3	3	2	2							2	3	2
<b>CO4</b>	3	3	2	2	3							2	3	2
<b>CO5</b>	3	3	2	3	3							2	3	2

**K.S.Rangasamy College of Technology–Autonomous R2018**

**50 PH 006 Applied Physics For Biotechnology**

**B.Tech Biotechnology**

Semester	Hours/week				Credit	Maximum marks		
	L	T	P	Total hrs	C	CA	ES	Total
II	3	0	0	45	3	50	50	100

Objectives	<ul style="list-style-type: none"> <li>To Explain the principles of laser, types of laser and demonstrate the applications of laser.</li> <li>To study the basics of ultrasonic's, production of ultrasonic waves and non destructive techniques.</li> <li>To explain Quantum Mechanics to understand wave particle dualism. Evaluate the Eigen values and Eigen functions of a particle.</li> <li>To obtain fundamental concepts and current knowledge of biomaterials and their biomedical applications.</li> <li>To introduce advanced materials and nanotechnology for engineering applications.</li> </ul>
------------	-----------------------------------------------------------------------------------------------------------------------------------------------------------------------------------------------------------------------------------------------------------------------------------------------------------------------------------------------------------------------------------------------------------------------------------------------------------------------------------------------------------------------------------------------------------------------------------------------------------------

Course Outcomes	<p>At the end of the course, Students will</p> <p>CO1: Outline the different types of lasers and applications of lasers.</p> <p>CO2: Explain the principle, production, properties and applications of ultrasonic waves.</p> <p>CO3: Apply the knowledge of basic quantum mechanics, to set up one dimensiona lSchrodinger's wave equation and its application to a matter wave system.</p> <p>CO4: Reproduce the properties of natural and synthetic biomaterials to fabricate medical devices, Implants withtissue engineering principles.</p> <p>CO5: Gain broad view on advanced materials, nano technology and their engineering applications.</p>
-----------------	---------------------------------------------------------------------------------------------------------------------------------------------------------------------------------------------------------------------------------------------------------------------------------------------------------------------------------------------------------------------------------------------------------------------------------------------------------------------------------------------------------------------------------------------------------------------------------------------------------------------------------------------------------

**Note:** Hours notified against each unit in the syllabus are only indicative but are not decisive. Faculty may decide the number of hours for each unit depending upon the concepts and depth. Questions need not be asked based on the number of hours notified against each unit in the syllabus.

**LASER TECHNOLOGY**  
 Einstein's theory of matter radiation interaction and A and B coefficients; amplification of light by population inversion-different types of lasers: gas lasers (CO<sub>2</sub>), solid-state lasers (Nd: YAG), dye lasers, Semiconductor laser (Homojunction and Hetero junction)-Properties of laser beams-applications of lasers in science and engineering. [8]

**ULTRASONICS AND APPLICATIONS**  
 Introduction-Properties-Production: Magnetostriction effect, Magnetostriction generator- piezoelectric effect, piezoelectric generator — Ultrasonic detection- acoustical grating-Applications: Cavitation, cleaning, SONAR– Non destructive testing: Pulse echo system, through transmission, resonance system- Medical applications: cardiology, neurology, ultrasonic imaging (A, B and TM-Scan). [9]

**QUANTUM PHYSICS**  
 Introduction to Quantum mechanics-Wave nature of Particles- de-Broglie hypothesis –Matter waves - Time- dependent and time independent Schrodinger equation for wave function- Applications: Particle in a box (one dimensional and three dimensional)- Uncertainty principle and its applications- Electron microscope: Scanning electronmicroscope. [10]

**BIO MATERIALS**  
 Introduction-Biocompatibility -Biofunctionality-Metals and Alloys in biomaterials- Ceramic biomaterials- Composite biomaterials- polymer biomaterials-biopolymers-tissue grafts-soft tissue applications- biomaterials in ophthalmology- Dentalmaterials. [9]

**ADVANCED MATERIALS AND NANOTECHNOLOGY**  
**NewEngineeringMaterials:** Metallicglasses–preparation,propertiesandapplications–Shapememoryalloys (SMA) – characteristics, properties of NiTi alloy applications – advantages and disadvantages of SMA  
**Nano Materials:** Nanomaterials: Properties- Top-down process: Ball Milling method – Bottom-up process: VapourPhaseDepositionmethod-CarbonNanoTube(CNT):Properties,preparationbyelectricarc method,Applications. [9]

## Text Book:

1. Rajendran, V., "Engineering Physics", Tata McGraw Hill, New Delhi. 2000.
2. Arumugam M, "Engineering Physics II" Anuradha Publications, Kumbakonam, 2010.

## Reference (s) :

1. Dattuprasad , Ramanlal Joshi. "Engineering Physics" Tata McGraw Hilleducation, 2016.
2. Sharma, B.K., "Spectroscopy", Goel Publishing House, Meerut,UP. 2001.
3. Palanisamy, P.K., "Physics of Materials", ScitechPublications,Chennai. 2012.
4. Pillai, S.O. "Solid State Physics", 5<sup>th</sup> edition, New Age International (P) LtdDelhi. 2002

	PO1	PO2	PO3	PO4	PO5	PO6	PO7	PO8	PO9	PO10	PO11	PO12	PSO1	PSO2
CO1	3	3	3	2	2	2	2	1	1	2	3	3	3	3
CO2	3	3	3	2	2	3	2	2	2	3	3	3	3	2
CO3	3	3	3	2	2	2	1	2	1	1	2	2	2	1
CO4	3	2	2	2	2			1	1	1			1	
CO5	3	3	3	3	3	2	2	2	2	3			3	1

**K.S.Rangasamy College of Technology - Autonomous R2018**

**50 EE 001 - Basic Electrical Engineering**

**Common to all branches**

Semester	Hours / Week			Total hrs	Credit	Maximum Marks		
	L	T	P			C	CA	ES
II	3	0	0	45	3	50	50	100
<b>Objective(s)</b>	<ul style="list-style-type: none"> <li>To familiarize the basic DC and AC networks used in electrical circuits.</li> <li>To explain the concepts of electrical machines and their characteristics.</li> <li>To explore the sources of electric power generation and various types of power plant.</li> <li>To identify the various components of low voltage electrical installation</li> <li>To describe various energy conservation methods useful in industry and commercial purpose.</li> </ul>							

<b>Course Outcomes</b>	<p><b>At the end of the course, the students will be able to</b></p> <p>CO1: Apply the basic laws of electric circuits to calculate the unknown quantities.</p> <p>CO2: Acquire knowledge about the constructional details and principle of operation of DC machines and AC machines</p> <p>CO3: Impart the knowledge of generation of electricity based on conventional and non-conventional energy sources</p> <p>CO4: Recognize the significance of various components of low voltage electrical installations.</p> <p>CO5: Create awareness of energy conservation and electrical safety</p>
------------------------	--------------------------------------------------------------------------------------------------------------------------------------------------------------------------------------------------------------------------------------------------------------------------------------------------------------------------------------------------------------------------------------------------------------------------------------------------------------------------------------------------------------------------------------------------------------------------------------------------

**Note:** The hours given against each topic are of indicative. The faculty have the freedom to decide the hours required for each topic based on importance and depth of coverage required. The marks allotted for questions in the examinations shall not depend on the number of hours indicated.

**Prerequisite : Physics**

**DC and AC Circuits**

Electrical circuit elements (R, L and C), Voltage and current sources - Kirchhoff's current and voltage laws - Serial and parallel circuits - Analysis of simple circuits with DC excitation. Representation of sinusoidal waveforms, Peak and RMS values, Phasor representation, Real power, Reactive power, Apparent power, Power factor. Analysis of single phase AC circuits consisting of R, L, C, RL, RC, RLC combinations.

[12]

**DC&AC Machines**

Construction, Types and Operation-Faraday's laws of electromagnetic induction - Transformers: Construction, Working principle, Types, Losses in transformers, Regulation, Efficiency and applications-Simple Problems - Applications Generation of rotating magnetic fields - Three phase induction motor: Construction, working principle, Characteristics, Starting - Single phase induction motor: Construction, working principle and applications - Synchronous generators: Construction, Working principle and applications.

[14]

**Electrical Power Generation Systems** - Sources of electrical energy: Renewable and non-renewable - Principles and schematic diagram of Hydroelectric power plant, Thermal power plant, Nuclear power plant, Solar PV system and Wind energy conversion systems.

[5]

**Electrical Installations and House Wiring** - Components of LT Switchgear: Switch Fuse Unit (SFU), MCB, ELCB, MCCB - Types of Batteries, Important Characteristics for Batteries - UPS.

Single phase and three phase systems: Three phase balanced circuits, Phase sequence, voltage and current relations in star and delta connections - Basic house wiring tools and components - Domestic wiring: Service mains, meter board, distribution board, energy meter. Different types of wiring: staircase, fluorescent lamp and ceiling fan.

[8]

**Electrical Energy Conservation & Safety** - Elementary calculations for energy consumption - BEE Standards - Electrical energy conservation - Methods. Electric shock, Precautions against shock, Objectives of earthing, Types of earthing - Basic

electrical safety measures at home and industry.

[6]

**Total Hours 45**



<b>Text book(s):</b>														
1	Kothari, D. P. and I. J. Nagrath, "Basic Electrical Engineering", Tata McGraw Hill, 2017.													
2	Kulshreshtha, D. C., "Basic Electrical Engineering", McGraw Hill, 2017.													
<b>Reference(s):</b>														
1	Bobrow, L. S., "Fundamentals of Electrical Engineering", Oxford University Press, 2011.													
2	Hughes, E., "Electrical and Electronics Technology", Pearson, 2016.													
3	Toro, V. D., "Electrical Engineering Fundamentals", Prentice Hall India, 2015.													
4	Vincent Del Toro, Electrical Engineering Fundamentals Prentice Hall, 2006.													
	PO1	PO2	PO3	PO4	PO5	PO6	PO7	PO8	PO9	PO10	PO11	PO1 2	PSO 1	PSO2
CO1	3	3			2					2	3		3	
CO2	3	3	1	1			2		2		2	1	3	
CO3	3	3	2	2			2	2	1			1	3	
CO4	3	3		2		2					2	2	3	
CO5	3	3	2	1	2	2			2		2	2	3	



**K. S. Rangasamy College of Technology – Autonomous R2018**

**50 ME 002– Engineering Graphics**

**Common to EEE, ECE, E&I, CSE, IT, Bio-Tech, NST and FT branches**

Semester	Hours / Week			Total hrs	Credit	Maximum Marks		
	L	T	P			C	CA	ES
II	2	0	4	90	4	50	50	100

<b>Objective(s)</b>	<ul style="list-style-type: none"> <li>To learn Computer Aided Drawing skills to enable graphical communication.</li> <li>To learn drawing formats and conversion of pictorial views into orthographic views.</li> <li>To emphasize skills to project simple solids and sectional views.</li> <li>To impart the knowledge on use of drafting software to draw the isometric projection.</li> <li>To acquire graphical skills to illustrate design project.</li> </ul>
---------------------	-----------------------------------------------------------------------------------------------------------------------------------------------------------------------------------------------------------------------------------------------------------------------------------------------------------------------------------------------------------------------------------------------------------------------------------------------------------------------

<b>Course Outcomes</b>	<p><b>At the end of the course, the student will be able to:</b></p> <p>CO1: Demonstrate the Impact of computer technologies on graphical communication</p> <p>CO2: Convert the pictorial views in to orthographic views using drafting software</p> <p>CO3: Draw the projection of simple solids and true shape of sections</p> <p>CO4: Construct the isometric projections of objects using draftingsoftware</p> <p>CO5: Demonstrate a design project illustrating engineering graphicalskills</p>
------------------------	------------------------------------------------------------------------------------------------------------------------------------------------------------------------------------------------------------------------------------------------------------------------------------------------------------------------------------------------------------------------------------------------------------------------------------------------------------------------------------------------------

**Note:** The hours given against each topic are of indicative. The faculty have the freedom to decide the hours required for each topic based on importance and depth of coverage required. The marks allotted for questions in the examinations shall not depend on the number of hours indicated.

**Introduction to Computer Aided Drafting (CAD) software**

Theory of CAD software – Menu System, Toolbars (Standard, Object Properties, Draw, Modify and Dimension) – Drawing Area (Background, Crosshairs, Coordinate System) – Dialog boxes and windows – Shortcut menus (Button Bars) – The Command Line and Status Bar – Different methods of zoom as used in CAD – Select and erase objects. [5+12]

**Orthographic Projection**

Theory of projection – Terminology and Methods of projection – first angle and third angle projection – Conversion of pictorial views into orthographic views. [6+12]

**Projection of Solids and Sections of Solids**

Projections of simple solids: prism, pyramid, cylinder and cone (Axis parallel to one plane and perpendicular to other, axis inclined to one plane and parallel to other).

Sections of simple solids: prism, pyramid, cylinder and cone in simple positions (cutting plane is inclined to one of the principal planes and perpendicular to the other) – True shape of sections. [6+12]

**Isometric Projection**

Principles of Isometric projection – Isometric scale, Isometric views, Conventions – Isometric views of lines, Planes, Simple and compound Solids – Conversion of Orthographic views in to Isometric view. [6+12]

**Application of engineering graphics**

Geometry and topology of engineered components: creation of engineering models and their presentation in standard 2D blueprint form and as 3D wire-frame and shaded solids – Geometric dimensioning and Tolerancing– Use of solid modeling software for creating associative models – Floor plans: windows, doors, and fixtures such as water closet (WC), bath sink, shower, etc. – Applying colour coding according to building drawing practice – Drawing sectional elevation showing foundation to ceiling – Introduction to Building Information Modelling (BIM). [7+12]

**Total Hours: 90**

  
 Chairman - BOS

<b>Text Book(s):</b>														
1.	Bhatt N.D., "Engineering Drawing", Charotar Publishing House Pvt. Ltd., 53 <sup>rd</sup> Edition, Gujarat, 2014.													
2.	Venugopal K., "Engineering Graphics", New Age International (P) Limited, 2014.													
<b>Reference(s)</b>														
1.	Shah M.B., Rana B.C., and V.K.Jadon., "Engineering Drawing", Pearson Education, 2011.													
2.	Natarajan K.V., "A Text Book of Engineering Graphics", Dhanalakshmi Publishers, Chennai, 2014.													
3.	Agrawal B. & Agrawal C. M., "Engineering Graphics", TMH Publication, 2012.													
4.	Narayana, K.L. & P Kannaiah, "Text book on Engineering Drawing", Scitech Publishers, 2008.													
	PO1	PO2	PO3	PO4	PO5	PO6	PO7	PO8	PO9	PO10	PO11	PO12	PSO1	PSO2
CO1	3	2	3	3	3	1	1	1		3	2	2	1	3
CO2	3	3	3	3	3	1		1		3	1	1	1	3
CO3	3	3	3	3	3	1		1		3	1	1	1	3
CO4	3	3	3	3	3	1		1		3	1	1	1	3
CO5	3	2	3	3	3	1	1	1		3	2	2	1	3

K. S. Rangasamy College of Technology (An Autonomous Institution - Affiliated to Anna University, Chennai)											R 2018		
Department		Programme Code & Name				BE/B TECH (Common to all branches)							
Course Code & Course Name					Periods / Week			Credit	Maximum marks				
					L	T	P	C	CA	ES	Total		
50 MY 002 & Environmental Science					2	0	0	0	100	-	100		
<b>Objective(s)</b>		<ul style="list-style-type: none"> <li>To help the learners to analyze the importance of ecosystem and biodiversity.</li> <li>To familiarize the learners with the impacts of pollution and control.</li> <li>To enlighten the learners about waste and disaster management.</li> <li>To endow with an overview of food resources and human health.</li> <li>To enlighten awareness and recognize the social responsibility in environmental issues.</li> </ul>											
<b>Course Outcomes</b>		<p>At the end of the course, the student will be able to:</p> <p>CO1. Recognize the concepts and issues related to environment, ecosystem and biodiversity.  CO2. Analyze the source, effects, and control measures of pollution.  CO3. Enlighten of solid waste and disaster management.  CO4. Awareness about food resources, population and health issues.  CO5. Analyze the social issues and civic responsibilities.</p>											

**ENVIRONMENT, ECOSYSTEM AND BIODIVERSITY**

Environmental studies - Scope and multidisciplinary nature - Need for public awareness - Ecosystem - Food chain - Food web- Structure and function. Biodiversity - Values of biodiversity - Endangered and endemic species - Hot spots - India a mega biodiversity nation - Threats - Conservation - In-situ and ex-situ - Case studies.

**ENVIRONMENTAL POLLUTION**

Pollution - Air, water, soil, noise and nuclear - sources, effects and control measures - Impacts of mining. - Environment protection act- bio accumulation and bio magnification - Case studies.

**WASTE AND DISASTER MANAGEMENT**

Waste – wealth from waste - carbon foot print - Solid waste - e-waste - sources, effects and control measures. Disaster management - Earth quakes - Landslides - Floods - Cyclones - Tsunami - Disaster preparedness - Case studies.

**FOOD RESOURCES, HUMAN POPULATION AND HEALTH**

World food problems - over grazing and desertification - effects of modern agriculture. Population - Population explosion and its impacts - HIV/AIDS - Cancer- Role of IT in environment and human health - Case studies.

**SOCIAL ISSUES AND THE ENVIRONMENT**

Unsustainable to sustainable development - Use of alternate energy sources - Wind - Geothermal - Solar - Tidal - energy calculation and energy audit - Rain water harvesting - Water shed management - Deforestation - Green house effect - Global warming - Climate change - Acid rain - Ozone layer depletion - Waste land reclamation. Consumerism and waste products - Role of an individual in conservation of natural resources - Case studies.

**Text book**

1 Tyler miller. G, "Environmental Science", 15<sup>th</sup> Edition Cengage Publications, Delhi, 2016.

**Reference Books**

1 Gilbert M.Masters and Wendell P. Ela,"Environmental Engineering and Science", Phi learning private limited, New Delhi, 3<sup>rd</sup> Edition, 2013. Learning private limited, New Delhi, 3<sup>rd</sup> Edition, 2013.

2 Rajagopalan. R, "Environmental Studies" Oxford University Press, New Delhi, 2<sup>nd</sup> Edition, 2012.

3 Deeksha Dave and Katewa. S.S, "Environmental Studies" 2<sup>nd</sup> Edition, Cengage Publications, Delhi, 2013.

	PO1	PO2	PO3	PO4	PO5	PO6	PO7	PO8	PO9	PO10	PO11	PO12	PSO1	PSO2
<b>CO1</b>	3	2	3	3	3	1	1	1		3	2	2	1	3
<b>CO2</b>	3	3	3	3	3	1		1		3	1	1	1	3
<b>CO3</b>	3	3	3	3	3	1		1		3	1	1	1	3
<b>CO4</b>	3	3	3	3	3	1		1		3	1	1	1	3
<b>CO5</b>	3	2	3	3	3	1	1	1		3	2	2	1	3

**K.S.Rangasamy College of Technology - Autonomous R2018**

**50PH0P1 Engineering physics Laboratory**

**Common to - MECH, MCT, TXT, FT, BT, NST, CIVIL**

Semester	Hours/week			Total Hours	Credit	Maximum marks		
	L	T	P			C	CA	ES
II	0	0	4	60	2	60	40	100

<b>Objectives</b>	<p>To infer the practical knowledge by applying the experimental methods to correlate with the Physics theory.</p> <ul style="list-style-type: none"> <li>• To demonstrate an ability to make physical measurements and understand the limits of precision in measurements</li> <li>• To introduce different experiments to test basic understanding of physics concepts applied in optics and electronics.</li> <li>• To enable the students to correlate the theoretical principles with application oriented studies.</li> <li>• To analyze the behavior and characteristics of various materials for its optimum utilization</li> </ul>
-------------------	---------------------------------------------------------------------------------------------------------------------------------------------------------------------------------------------------------------------------------------------------------------------------------------------------------------------------------------------------------------------------------------------------------------------------------------------------------------------------------------------------------------------------------------------------------------------------------------------------------------------------------------------

<b>Outcomes</b>	<p>At the end of the course, Students will able to</p> <p>CO1: Know the concept stress, strain and elastic limit of a given sample. (1-3)          CO2: Grasp the knowledge of dependency of viscosity and surface of a liquid. (4-6)          CO3: Have a knowledge of diffraction property of light through grating and fiber optic cable (7-8)          CO4: Gain the dielectric constant of a given material. (9)          CO5: Acquire the knowledge of semiconductor photovoltaic solar cells. (10)</p>
-----------------	-------------------------------------------------------------------------------------------------------------------------------------------------------------------------------------------------------------------------------------------------------------------------------------------------------------------------------------------------------------------------------------------------------------------------------------------------------------------------------------------------------------------------------

**LIST OF EXPERIMENTS**

1. Determination of Young's modulus of a steel bar by uniform bending method.
2. Determination of Young's modulus of a cantilever (Pin & Microscope method).
3. Determination of rigidity modulus of a wire by torsional pendulum.
4. Comparison of co-efficient of viscosity of two different liquids by Poiseuille's method.
5. Co-efficient of viscosity of highly viscous liquids.
6. Comparison of surface tension of two different liquids by capillary rise method.
7. Determination of NA, acceptance angle, and wave length of a given laser by using optical fiber.
8. Determination of wavelength of mercury spectral lines – spectrometer grating.
9. Determination of dielectric constant.
10. V-I characteristics of solar cell.

Lab Manual:

"Physics Lab Manual", Department of Physics , KSRCT

	PO1	PO2	PO3	PO4	PO5	PO6	PO7	PO8	PO9	PO10	PO11	PO12	PSO1	PSO2
										0	1			
<b>CO1</b>	3	3	2	2	2	2	2	2	2	2		2	2	
<b>CO2</b>	3	3	3	2	2		2	2	2	1	1	2	1	2

<b>CO3</b>	3	2	3	2	2	1	2	1		2	2		2	1
<b>CO4</b>	3	3	3	1	3	2	2	2	1	1		1		1
<b>CO5</b>	3	3	3	2	2	3		1	1	1	2		1	1

Chairman - BOS

**K.S.Rangasamy College of Technology - Autonomous R 2018**

**50 ME 0P1 - Engineering Practices Laboratory**

**Common to All branches**

Semester	Hours / Week			Total Hrs	Credit	Maximum Marks		
	L	T	P		C	CA	ES	Total
II	0	0	4	60	2	60	40	100

<b>Objective(s)</b>	<ul style="list-style-type: none"> <li>To acquire skills in basic engineering practices.</li> <li>To identify the hand tools and instruments.</li> <li>To provide hands on experience in Fitting, Carpentry, Sheet metal, Welding and lathe shop.</li> <li>To provide practical training on house hold wiring and electronic circuits.</li> <li>To offer real time activity on plumbing connections in domestic applications.</li> </ul>
---------------------	------------------------------------------------------------------------------------------------------------------------------------------------------------------------------------------------------------------------------------------------------------------------------------------------------------------------------------------------------------------------------------------------------------------------------------------

<b>Course Outcomes</b>	<b>At the end of the course, the student will be able to:</b>
	CO1: Perform facing, plain turning, drilling.
	CO2: Make a model of fitting and carpentry: Square, Dovetail and Cross lapjoints.
	CO3: Fabricate the models of sheet metal and welding joints.
	CO4: Construct and demonstrate electrical and electronic wiring circuit.
CO5: Construct the water pipe line in plumbing shop.	

<p><b>Machine shop</b> Safety aspects in machine shop, Study of Lathe and Radial drilling machine, Turning, Facing and Drilling.</p> <p><b>Fitting and Carpentry</b> Safety aspects in Fitting and Carpentry, Study of tools and equipment's, Preparation of models- Square, Dove tail joint, Cross Lap.</p> <p><b>Sheet Metal and Welding</b> Safety aspects in Sheet metal and Welding, Study of tools and equipment's, Sheet metal models - Scoope, Cone, Tray, Preparation weld joints -Lap, butt, T-joints. Study of Gas Welding and Equipments.</p> <p><b>Electrical Wiring &amp; Electronics</b> Safety aspects of Electrical wiring, Study of Electrical Materials and wiring components, Wiring circuit for a lamp using single and stair case switches. Wiring circuit for fluorescent lamps, Basic electronic circuit.</p> <p><b>Plumbing</b> Study of plumbing tools, assembly of G.I. pipes/ PVC and pipe fittings, Cutting of threads in G.I.Pipes/PVC by thread cutting dies.</p>
----------------------------------------------------------------------------------------------------------------------------------------------------------------------------------------------------------------------------------------------------------------------------------------------------------------------------------------------------------------------------------------------------------------------------------------------------------------------------------------------------------------------------------------------------------------------------------------------------------------------------------------------------------------------------------------------------------------------------------------------------------------------------------------------------------------------------------------------------------------------------------------------------------------------------------------------------------------------------------------------------------------------

**Total hours = 60**

**Lab Manual :**

1.	"Engineering Practices Lab Manual", Department of Mechanical Engineering, KSRCT.													
	<b>PO1</b>	<b>PO2</b>	<b>PO3</b>	<b>PO4</b>	<b>PO5</b>	<b>PO6</b>	<b>PO7</b>	<b>PO8</b>	<b>PO9</b>	<b>PO10</b>	<b>PO11</b>	<b>PO12</b>	<b>PSO1</b>	<b>PSO2</b>
<b>CO<sub>1</sub></b>	3	2	2	1	3	2	2	3	1	2	2	1	1	2
<b>CO<sub>2</sub></b>	3	2	2	1	3	2	2	3	1	2	2	1	1	2
<b>CO<sub>3</sub></b>	3	2	2	1	3	2	2	3	1	2	2	1	2	2
<b>CO<sub>4</sub></b>	3	2	2	1	3	2	2	3	1	2	2	1	1	2
<b>CO<sub>5</sub></b>	3	2	2	1	3	2	2	3	1	2	2	1	1	2

  
 Chairman - BOS

BOS - CHAIRMAN Signature

**K.S.Rangasamy College of Technology - Autonomous R 2018**

**50 MA 007 - Transform and Numerical Methods**

**Common to B.Tech Biotechnology and B.Tech Food Technology**

Semester	Hours/Week			Total Hrs	Credit	Maximum Marks		
	L	T	P			C	CA	ES
III	3	1	0	60	4	50	50	100

<b>Objective(s)</b>	<ul style="list-style-type: none"> <li>• To teach students how to use Fourier series and Fourier transform for engineering discipline.</li> <li>• To acquire analytical skill in the areas of one dimensional boundary value problems.</li> <li>• To familiarize the students with the concepts of Fourier transform</li> <li>• To describe the concepts of solving system of equations.</li> <li>• To solve initial value problems of ordinary differential equations numerically.</li> </ul>
---------------------	------------------------------------------------------------------------------------------------------------------------------------------------------------------------------------------------------------------------------------------------------------------------------------------------------------------------------------------------------------------------------------------------------------------------------------------------------------------------------------------------

<b>Course Outcomes</b>	<p align="center"><b>At the end of the course, the students will be able to</b></p> <p>CO1: Obtain the Fourier series expansion for the periodic functions.</p> <p>CO2: Compute the solution for one-dimensional wave equation and one-dimensional heat equation</p> <p>CO3: Apply Fourier transform techniques for the continuous functions.</p> <p>CO4: Analyze various iteration techniques to solve the algebraic, transcendental and linear equations.</p> <p>CO5: Apply different integration techniques to evaluate single definite integrals and compute the solution for initial value problem using single and multi-step methods.</p>
------------------------	--------------------------------------------------------------------------------------------------------------------------------------------------------------------------------------------------------------------------------------------------------------------------------------------------------------------------------------------------------------------------------------------------------------------------------------------------------------------------------------------------------------------------------------------------------------------------------------------------------------------------------------------------

**Fourier Series**

Dirichlet's conditions – Fourier series – Odd and Even functions – Half range Fourier series – Root mean square value of a function – Parseval's identity – Harmonic analysis  
[9]

**Boundary Value Problems**

Classification of second order quasi-linear partial differential equations – Solution of one-dimensional wave equation – Solution of one-dimensional heat equation  
[9]

**Fourier Transform**

Fourier transform pair – Fourier transform of simple functions – Fourier sine and cosine transform – Properties – Convolution theorem – Parseval's identity  
[9]

**Solution of Equations and Eigen Value Problem**

Newton-Raphson method – Regula falsi method – Horner's method – Solution of linear system: Gauss elimination method – Gauss-Jordan method – Iterative methods: Gauss-Jacobi method – Gauss-Seidel method – Eigen values of a matrix by power method.  
[9]

[9]

**Numerical Integration And Differentiation**

Numerical integration by Trapezoidal and Simpson's 1/3 and 3/8 rules – Romberg's method – Single step methods: Taylor series method – Euler and modified Euler methods – Fourth order Runge-Kutta method for solving first order equation – Multi step methods: Milne's predictor and corrector method – Adam's predictor and corrector method.  
[9]

**Total hours (45+15) =60**

**Text book(s):**

- |    |                                                                                                                                          |
|----|------------------------------------------------------------------------------------------------------------------------------------------|
| 1. | Grewal B.S, "Higher Engineering Mathematics", 43 <sup>rd</sup> Edition, Khanna Publishers, Delhi, 2014.                                  |
| 2. | Erwin Kreyszig, "Advanced Engineering Mathematics", 10 <sup>th</sup> Edition, John Wiley & Sons (Asia) Limited, New Delhi, Reprint 2012. |

**References:**

- |    |                                                                                                                                         |
|----|-----------------------------------------------------------------------------------------------------------------------------------------|
| 1. | Grewal B.S and Grewal J.S, "Numerical methods in Engineering and Science", 9 <sup>th</sup> Edition, Khanna Publishers, New Delhi, 2007. |
| 2. | Veerarajan T, "Engineering Mathematics-III", 2 <sup>nd</sup> Edition, Tata McGraw-Hill Publishing Company Limited, New Delhi, 2008.     |
| 3. | Kandasamy P, Thilagavathy K and Gunavathi K, "Numerical Methods", 3 <sup>rd</sup> Edition, S.Chand & Company Ltd, New Delhi, 2003.      |

4.	Bali N.P and Manish Goyal, "A Text book of Engineering Mathematics", 9 <sup>th</sup> Edition, Lakshmi Publications Pvt. Ltd.22, New Delhi, 2014.													
5.	Numerical methods – Dr. Aameya Kumar Nayak, Dr. Sanjeev Kumar, NPTEL online video courses.													
	<b>PO1</b>	<b>PO2</b>	<b>PO3</b>	<b>PO4</b>	<b>PO5</b>	<b>PO6</b>	<b>PO7</b>	<b>PO8</b>	<b>PO9</b>	<b>PO10</b>	<b>PO11</b>	<b>PO12</b>	<b>PSO1</b>	<b>PSO2</b>
<b>CO1</b>	3	3	2	2	2								3	2
<b>CO2</b>	3	3	2	2	2								3	2
<b>CO3</b>	3	3	2	2	2								3	2
<b>CO4</b>	3	3	3	3	2								3	2
<b>CO5</b>	3	3	3	3	2								3	2

**Note:** Hours notified against each unit in the syllabus are only indicative but are not decisive. Faculty may decide the number of hours for each unit depending upon the concepts and depth. Questions need not be asked based on the number of hours notified against each unit in the syllabus.

<b>K.S.Rangasamy College of Technology - Autonomous R 2018</b>								
<b>50 BT 301 - Biochemistry</b>								
<b>B.Tech. Biotechnology</b>								
Semester	Hours/Week			Total Hrs	Credit	Maximum Marks		
	L	T	P		C	CA	ES	Total
III	3	0	0	45	3	50	50	50
<b>Objective (s)</b>	<ul style="list-style-type: none"> <li>To learn the basic chemical structure and biological functions of biomolecules.</li> <li>To impart knowledge on role of biomolecules for orderly structures of the cells/tissues.</li> <li>To illuminate the metabolism of essential biomolecules that are indispensable for life.</li> <li>To disseminate the knowledge on formations of specialized products from biomolecules.</li> <li>To learn the principles of bioenergetics and redox reactions of the cell.</li> </ul>							

<b>Course Outcomes</b>	<p><b>At the end of the course, the students will be able to</b></p> <p>CO1: Identify the structure of carbohydrates and understand their classification, synthesis, essential chemical characteristics that make them indispensable for life.</p> <p>CO2: Explore the structure, classification, biological functions of lipids and their metabolism</p> <p>CO3: Interpret the structure and classification of amino acids, proteins, vitamins and its vital functions</p> <p>CO4: Validate the metabolism of the essential building blocks of life and its conversion to specialized products.</p> <p>CO5: Justify the purpose of electron transport chain and how cellular ATP:ADP ratio regulates the rate of ATP production by oxidative phosphorylation</p>
------------------------	-------------------------------------------------------------------------------------------------------------------------------------------------------------------------------------------------------------------------------------------------------------------------------------------------------------------------------------------------------------------------------------------------------------------------------------------------------------------------------------------------------------------------------------------------------------------------------------------------------------------------------------------------------------------------------------------------------------------------------------------------------------------



**Note:** Hours notified against each unit in the syllabus are only indicative but are not decisive. Faculty may decide the number of hours for each unit depending upon the concepts and depth. Questions need not be asked based on the number of hours notified against each unit in the syllabus

### CARBOHYDRATES

Carbohydrates: Basic chemical structure, Classification - Monosaccharide, Disaccharides, polysaccharides structure and function - Anaerobic pathway of glucose metabolism: Glycolysis - Aerobic pathway of glucose metabolism: Citric acid cycle - Alternate pathways of carbohydrate metabolism: Pentose phosphate pathway - Synthesis of carbohydrates from various sources: Gluconeogenesis

[9]

### LIPIDS

Lipids: structure and function of fatty acids and lipids, classification, major lipid subclasses - phospholipids, glycolipids, sphingolipids and steroids - Lipoproteins: Types and functions - Lipid metabolism: Biosynthesis of Fatty acid, Oxidation of fatty acids - Beta oxidation, Other types of fatty acid oxidation - Alpha and omega oxidation - Biosynthesis of lipid and cholesterol.

[9]

### PROTEINS AND VITAMINS

**Amino acids:** Structure and Classification. **Proteins:** Structure and Classification: Primary, Secondary, Tertiary and Quaternary structure. Properties - Denaturation and Renaturation. Oxidative degradation of amino acids: Transamination, oxidative deamination, decarboxylation, Biosynthesis of urea, conversion of amino acids in to specialized products: DOPA, Dopamine, Epinephrine and Nor epinephrine. **Vitamins:** Classification, sources, functions and deficiency diseases

[9]

### NUCLEIC ACIDS

Nucleic acids: Structure of nitrogenous bases: purines and pyrimidines, nucleosides, nucleotides, formation of phosphodiester bonds - Structure of DNA and RNA - Biosynthesis of Purine and pyrimidine nucleotides: De novo and salvage pathway - Purine and pyrimidine degradation.

[9]

### BIOENERGETICS

Electrochemical potential and redox reaction, Mitochondrial electron transport chain: electron carriers, sites of ATP production, inhibitors of electron transport chain - Oxidative phosphorylation: structure of ATPase complex, chemiosmotic theory, uncouplers and inhibitors of oxidative phosphorylation.

[9]

**Total hours = 45**

#### Text book(s):

1	Lehninger, "Principles of Biochemistry", David L. Nelson and Michael M. Cox. Palgrave Macmillan, Freeman, Low F Edition, 7 <sup>th</sup> edition, 2017.
2	Harpers "Illustrated Biochemistry", Victor Rodwell, David Bender, Kathleen M. Botham, Peter J. Kennelly, P. Anth Weil McGraw Hill Lange, International edition, 30 <sup>th</sup> edition, 2015.

#### References:

1	Koolman J. and Roehm K.H. Color Atlas of Biochemistry, Georg Thieme Verlag publishers, 2 <sup>nd</sup> Edition, 2005.
2	Berg Jeremy M.; John L. Tymoczko; Lubert Stryer, "Biochemistry", W. H. Freeman and Co., New York, USA, 7 <sup>th</sup> edition, 2010.
3	Voet Donald and Judy G Voet, "Biochemistry", 4 <sup>th</sup> edition, John Wiley & Sons Inc., 2012.
4	Denise R. Ferrier, "Biochemistry-Lippincott Illustrated Reviews Series" 7 <sup>th</sup> edition, Wolters Kluwer Law & Business

	PO1	PO2	PO3	PO4	PO5	PO6	PO7	PO8	PO9	PO10	PO11	PO12	PSO1
CO1	3	3	2	3		3	3		2	3		3	2
CO2	3	3	3	3		3	3			2		3	2
CO3	3	3	2	3	3		3		1	2		3	3
CO4	3	3	3	3	3	3	3		2		3	3	2
CO5	3	2	3	2	1		3		3			2	3

**K.S.Rangasamy College of Technology - Autonomous R 2018**

**50 BT 302 – Microbiology**

**B.Tech. Biotechnology**

Semester	Hours/Week			Total Hrs	Credit	Maximum Marks		
	L	T	P		C	CA	ES	Total
III	3	0	0	45	3	50	50	100

<b>Objective(s)</b>	<ul style="list-style-type: none"> <li>To impart the knowledge and development of microbiology</li> <li>To impart the knowledge about the microorganisms and its classifications</li> <li>To understand the cellular organization of microbes and its identification system</li> <li>To study the nutritional requirements for the growth of microbes</li> <li>To learn about the basics of microbial growth, development and its control</li> </ul>
---------------------	------------------------------------------------------------------------------------------------------------------------------------------------------------------------------------------------------------------------------------------------------------------------------------------------------------------------------------------------------------------------------------------------------------------------------------------------------

<b>Course Outcomes</b>	<p><b>At the end of the course, the students will be able to</b></p> <p>CO1: Explore the history of microbiology and structural organization of various microorganisms and its multiplication</p> <p>CO2: Identify the various classification systems and know the basics of microscopy techniques and microbial identification by staining methods</p> <p>CO3: Validate the microbial nutritional requirements and its growth pattern</p> <p>CO4: Justify the different processes of sterilization, disinfection and action mechanism of antimicrobial agents</p> <p>CO5: Prioritize the various industrial application of microorganisms and role in bioremediation</p>
------------------------	---------------------------------------------------------------------------------------------------------------------------------------------------------------------------------------------------------------------------------------------------------------------------------------------------------------------------------------------------------------------------------------------------------------------------------------------------------------------------------------------------------------------------------------------------------------------------------------------------------------------------------------------------------------------------

**Note:** Hours notified against each unit in the syllabus are only indicative but are not decisive. Faculty may decide the

**INTRODUCTION TO MICROBIOLOGY**

History and scope of microbiology - basic concepts, spontaneous generation, contributions of Leeuwenhoek, Louis Pasteur, Robert Koch, Elie Metchnikoff and Fleming - Classification systems - phenetic, numerical, phylogenetic, major characteristics used in taxonomy, Bergey's manual of determinative bacteriology.

[9]

**MICROSCOPY AND IDENTIFICATION OF MICROBES**

Microscopy - Simple and compound microscope, Phase contrast, Dark field, Fluorescent, Electron microscope - Identification of bacteria - Stain and staining techniques - Simple, Differential (Gram's, spore and AFB) and special (capsule staining, flagellar staining) - fungal staining.

[9]

**STRUCTURAL ORGANIZATION AND MULTIPLICATION OF MICROBES**

Morphology and reproduction - Bacteria (cell wall, flagella, pili, capsule, endospore) - mycoplasma — Actinomycetes - archeobacteria - viruses - bacteriophage (lytic and lysogeny) - algae - microalgae - fungi - yeast - lichens - protozoan. [9]

**MICROBIAL NUTRITION AND GROWTH**

Nutritional requirements of bacteria - Nutritional classification of bacteria - Media preparation - solid and liquid, Types of media - Pure culture techniques - anaerobic culture techniques - Kinetics of growth - generation time, mean generation time (g) and mean growth rate constant (k) - calculations - Influence of environmental factors on microbial growth - pH, temperature, pressure, oxygen and salt - measurement of microbial growth - cell mass and cell numbers. [9]

**CONTROL OF MICROORGANISMS**

Diseases caused by bacteria (Typhoid) - sterilization and disinfection - Physical methods and Chemical methods; assessment of chemical disinfectant - phenol co-efficient test, sterility testing - preservation and maintenance of microorganisms. Mechanism and mode of actions of anti-bacterial, anti-fungal and anti-viral agents - drug resistance — antibiotic sensitivity test.

[9]

**Total hours = 45**

**Text book(s):**

Prescott, L.M., Harley, J.P. and Klein, D.A. "Microbiology", 7<sup>th</sup> Edition, Tata McGraw-Hill Publications, New Delhi, India, 2010.

Pelczar, M.J., Chan, E.C.S. and Krieg, M.R. "Microbiology: An application Based Approach". Tata McGraw- Hill Publications, New Delhi, India, 2005.

**References:**

Black, J.G. "Microbiology: Principles and Explorations". 6<sup>th</sup> Edition. John Wiley and Sons, Inc, Singapore, 2004.

number of hours for each unit depending upon the concepts and depth. Questions need not be asked based on the number of hours notified against each unit in the syllabus.

2.	Kamal, Rao, G.P. and Modi, D.R. "Concepts of Microbiology". International Book Distributing Co., Lucknow, India, 2005.
3.	Gerard J. Tortora Berdell R. Funke Christine L. Case Derek Weber Warner Bair, "Microbiology: An Introduction", 4 <sup>th</sup> edition, Pearson Education (US), 2019.
4.	Surinder Kumar, " Essentials of Microbiology", First edition, Jaypee Brothers Medical Publishers (P) Ltd, New Delhi, 2016

	PO 1	PO2	PO3	PO4	PO5	PO6	PO7	PO8	PO9	PO10	PO1 1	PO 12	PSO1	PSO2
<b>CO1</b>	3	2	2	2	3	3	2	3	2	3	3	3	3	3
<b>CO2</b>	3	3	2	2	2	2	2	3	2	2	1	3	3	3
<b>CO3</b>	2	3	3	2	3	3	2	3	3	3	1	2	3	2
<b>CO4</b>	3	3	3	3	2	3	2	2	2	1	1	2	2	3
<b>CO5</b>	3	3	2	2	3	2	2	3	3	3	2	3	3	2

**K.S.Rangasamy College of Technology - Autonomous R 2018**

**50 BT 303 - Cell and Molecular Biology**

**B.Tech. Biotechnology**

Semester	Hours/Week			Total Hrs	Credit	Maximum Marks		
	L	T	P			C	CA	ES
III	3	0	0	45	3	50	50	100
<b>Objective(s)</b>	<ul style="list-style-type: none"> <li>To build on the knowledge of cell structure and functions of prokaryotes and eukaryotes at Molecular level</li> <li>To provide an insight into the process of eukaryotic cell division, regulation of cellular processes via signaling molecules.</li> <li>To impart the concept of base pairing rule, its underlying reason and its effect on the DNA structure and mechanism of replication.</li> <li>To learn the flow of information from genes to proteins and the molecular events of prokaryotic and eukaryotic gene transcription.</li> <li>To understand the concepts genetic code, gene expression and its regulation.</li> </ul>							
<b>Course Outcomes</b>	<p align="center"><b>At the end of the course, the students will be able to</b></p> <p>CO1: Discuss the cell wall, cell membrane and types involved in the transport of molecules across membrane</p> <p>CO2: Explain the process of cell cycle and cell division in prokaryotes and eukaryotes, illustrate the major intracellular and extracellular signaling receptors and its pathways.</p> <p>CO3: Apply the knowledge of DNA structure, base pairing rule and sequence to measure superhelicity and chromosomal organization in prokaryotes and eukaryotes.</p> <p>CO4: Describe the molecular mechanism of DNA replication and transcription in prokaryotes and eukaryotes</p> <p>CO5: Justify the importance of ribosome in phylogenetic analysis and explain the decoding process of Translation and its regulation in prokaryotic and eukaryotes</p>							
<p><b>Note:</b> Hours notified against each unit in the syllabus are only indicative but are not decisive. Faculty may decide the number of hours for each unit depending upon the concepts and depth. Questions need not be asked based on the number of hours notified against each unit in the syllabus.</p>								

**CELL STRUCTURE PERMEABILITY AND TRANSPORT**

Present day prokaryotes, Development of multicellular organisms, cell as experimental models, Cell wall structure of plants, Plasma membrane structure and models, cell permeability - concentration gradient and partition coefficient, transport of small molecules - active, passive, ion channels and facilitated diffusions. [9]

**CELL DIVISION, CELL SIGNALING AND PROTEIN LOCALIZATION**

Process of cell cycle and its regulation, Bacterial cell division, Eukaryotic cell division, mechanics of cell division, Cell signaling - signaling molecules, G protein coupled receptors, Ion-channel receptors, enzyme linked receptors, protein sorting, nuclear localization, mitochondria and chloroplast import and export mechanism. [9]

**MOLECULAR STRUCTURES OF GENES AND CHROMOSOMES**

Structure and physiochemical properties of elements in DNA and RNA, Primary and Secondary structure: base pairing rule, Watson & Crick model, stabilizing forces, Hogsteen base pairing, Tertiary structure: super twisting, mathematical description of super twisting, levels of DNA packaging, molecular events of prokaryotic and eukaryotic chromosome organization, exon- intron structure, CpG islands and its importance. [9]

**REPLICATION AND TRANSCRIPTION**

Basic rules of replication, replication genes and enzymology of replication, processivity and fidelity of DNA replication, rolling circle replication, importance of telomerase in eukaryotic replication. DNA mutation and repair mechanism. Molecular events of Prokaryotic and Eukaryotic Transcription - initiation, elongation and termination. Post transcriptional modification. [9]

**GENE EXPRESSION AND REGULATION**

Genetic code, Ribosome of prokaryote and eukaryote - evolutionary importance, mechanism of translation: initiation,

elongation and termination. Inhibitors of Translation. Post translational modification. Regulation of gene expression - lac operon, trp operon and ara operon. [9]
<b>Total hours= 45</b>

**Text book(s):**

1	Lodish, H., Berk, A., Zipurursky, S. L., Matsudaria, P., Baltimore D, and Darnell, J, "Molecular Cell Biology", W. H. FreeMan and Company, England, 2000.
2	Freifielder, Essentials of Molecular Biology, 4 <sup>th</sup> edition by Malacinski, Jones & Barlett, 2015.

**References:**

1.	Alberts, B., Johnson, A., Lewis, J., Raff, M., Roberts, K., and Walter, P, "Molecular Biology of the Cell", Garland Science., New York, 2002
2.	Benjamin Lewin, "Gene IX", Oxford University Press, New Delhi, India, 2000.
3.	Jacobs M., "Cell And Molecular Biology" Vol.1., CBS Publishers and Distributors, 2016
4.	Vyas S.P. and Mehta A., "Cell And Molecular Biology" CBS Publishers and Distributors, 2020

	PO1	PO2	PO3	PO4	PO5	PO6	PO7	PO8	PO9	PO10	PO11	PO12	PSO1	PSO2
CO1	3	3	2		3	2			2	3		2	2	3
CO2	3	3	2	3	3		2			2		2	2	3
CO3	3	3	2		3			3			3	2	3	3
CO4	3	3	2	3	2	3			2	2		2	2	3
CO5	3	3	2	3	2		3			2		2	3	3

K.S.Rangasamy College of Technology - Autonomous R 2018								
50 BT 304 - Principles of Chemical Engineering								
B.Tech. Biotechnology								
Semester	Hours/Week			Total Hrs	Credit	Maximum Marks		
	L	T	P			C	CA	ES
III	3	1	0	60	4	50	50	100
<b>Objective(s)</b>	<ul style="list-style-type: none"> <li>To impart basic knowledge on unit conversion, and basic chemical calculations.</li> <li>To learn about material balance calculations.</li> <li>To impart the basics of energy balance calculations.</li> <li>To understand the basic concept of fluids and fluid flow</li> <li>To know fluid transport and flow through columns.</li> </ul>							
<b>Course Outcomes</b>	<p><b>At the end of the course, the students will be able to</b></p> <p>CO1: review the basis of unit conversion, unit operations and unit processes</p> <p>CO2: execute material balance calculations with and without chemical reactions</p> <p>CO3: interpret energy balance calculations and enthalpy changes accompanying chemical reactions</p> <p>CO4: summarize the basics of fluid flow and its applications</p> <p>CO5: demonstrate the principle of fluid transportation devices and flow through columns</p>							

**Note:** Hours notified against each unit in the syllabus are only indicative but are not decisive. Faculty may decide the number of hours for each unit depending upon the concepts and depth. Questions need not be asked based on the number of hours notified against each unit in the syllabus.

### Fundamentals of Chemical Engineering

Over view of process industries, units and dimensions, basic laws, unit conversion, methods of expressing composition of mixtures and solutions, average molecular weight of gas mixture, uVNt operations and unit processes.[9]

#### Material Balance calculations

Guidelines for material balance calculations - material balance with and without chemical reactions - stoichiometry of microbial growth and product formation - Recycling and bypass operations. [9]

#### Energy Balance calculations

Basics energy balance calculations, first law of thermodynamics, sensible and latent heat, heat capacities, mean molal heat capacities, enthalpy changes accompanying chemical reactions, adiabatic process, heat of solution and mixing.[9]

#### Flow of Fluids

Nature of fluids, classification of fluids; concept of viscosity, laminar and turbulent flow, equation of continuity, Bernoulli's equation and its applications, friction factor, multiphase flow. [9]

#### Fluid Transport and flow through packed and fluidized bed

Pumps: Centrifugal pump and positive displacement pumps; compressor; Packed bed: flow through porous media- pressure drop calculations, Erguns equation, Fluidization: principle; types, minimum fluidization velocity and applications. [9]

**Total hours 45 + 15 (Tutorial) | 60**

#### Text book(s):

1	Bhatt, B.I. and Vora S.M., "Stoichiometry", 5th Edition, Tata McGraw-Hill Publication, New Delhi, 2004.
2	Gavhane K.A., "Introduction to Process Calculation", Nirali Prakashan Publication, New Delhi, 2008.

#### References:

1.	Salil K. Ghosal, Shyamal K. Sanyal and Siddhartha Datta, "Introduction to Chemical Engineering", Tata McGraw - Hill Publication, New Delhi, 2011.
2.	Geankoplis C.J., "Transport Processes and Unit Operations", Prentice Hall India, New Delhi, 2002.
3	McCabe, W.L., Smith, J.C and Harriot, P., "Unit Operations In Chemical Engineering", 7th Edition, McGraw – Hill Inc., New Delhi, 2004.
4	Vikas Zaveri and P. Vishwanathan, "A textbook of Chemical Engineering", Medtec, 2014

	PO1	PO2	PO3	PO4	PO5	PO6	PO7	PO8	PO9	PO10	PO11	PO12	PSO1	PSO2
CO1	3	2	3	2	3		1			3	3	3	3	3
CO2	2	3	3	2	3	2	1	3			2	2	3	3
CO3	2	3	3	2	3		2			3	2	3	3	3
CO4	2	3	3	1	2	2	2		3			2	3	3
CO5	3	2	3	2	3		2	3			3	3	3	3

**K.S.Rangasamy College of Technology – Autonomous R2018**

**50MY003 Ethics for Engineers**

Semester	Hours / Week			Total Hrs	Credit C	Maximum Marks		
	L	T	P			CA	ES	Total
II	2	0	0	45	-	100	-	100

<b>Objective(s)</b>	<ul style="list-style-type: none"> <li>To identify the essential complementarity between 'values' and 'skills'</li> <li>To ensure core aspirations of all human beings.</li> <li>To achieve holistic perspective towards life and profession</li> <li>To acquire ethical human conduct, trustful and mutually fulfilling human behaviour</li> <li>To enrich interaction with Nature.</li> </ul>
---------------------	-------------------------------------------------------------------------------------------------------------------------------------------------------------------------------------------------------------------------------------------------------------------------------------------------------------------------------------------------------------------------------------------------

<b>Course Outcomes</b>	<p><b>At the end of the course, the students will be able to</b></p> <p>CO1: Become more aware of themselves, and their surroundings          CO2: Responsible in life, and in handling problems with sustainable solutions          CO3: Maintain human relationships and human nature          CO4: Committed towards human values, human relationship and human society          CO5: Improve critical ability and apply it day-to-day life</p>
------------------------	--------------------------------------------------------------------------------------------------------------------------------------------------------------------------------------------------------------------------------------------------------------------------------------------------------------------------------------------------------------------------------------------------------------------------------------------------------------------

**Note:** Hours notified against each unit in the syllabus are only indicative but are not decisive. Faculty may decide the number of hours for each unit depending upon the concepts and depth. Questions need not be asked based on the number of hours notified against each unit in the syllabus.

**Introduction to value Education**  
 Understanding value Education-Self exploration as the process for value education-Continuous Happiness and prosperity-the basic human aspirations-right understanding-relationship and physical facility –happiness and prosperity - current scenario – method to fulfill the basic human aspirations.  
**[9]**

**Harmony in the Human Being**  
 Understanding Human being as the Co-Existence of the self and the Body-Distinguishing between the needs of the self and the body-the body as an instrument of the self-understanding harmony in the self-harmony of the self with the body – programme to ensure self-regulation and health.  
**[9]**

**Harmony in the Family and Society**  
 Harmony in the Family –the basic unit of human interaction-values in human- to - human relationship –‘Trust’ the foundation value in relationship –‘Respect’- as the right evaluation-understanding harmony in the society –vision for the universal human order .**[9]**

**Harmony in the Nature/Existence**  
 Understanding harmony in the Nature-Interconnectedness, self-regulation and mutual fulfilment among the four orders of nature – realizing existence as co-existence at all levels –the holistic perception of harmony in existence .**[9]**

**Implications of the Holistic Understanding**  
 Natural Acceptance of human values- definitiveness of human conduct- a basis for humanistic education, humanistic constitution and universal human order- competence in professional ethics –holistic technologies, production systems and management models-typical case studies – strategies for transition towards value base life and profession.  
**[9]**

**Total Hours: 45**

<b>Text Book(s):</b>	
1.	A Foundation Course in Human Values and Professional Ethics, R R Gaur, R Asthana, G P Bagaria, 2nd Revised Edition, Excel Books, New Delhi, 2019. ISBN 978-93-87034-47-1
2.	Teachers’ Manual for A Foundation Course in Human Values and Professional Ethics, R R Gaur, R Asthana, G P Bagaria, 2nd Revised Edition, Excel Books, New Delhi, 2019. ISBN 978-93-87034-53-2

<b>Reference(s)</b>	
1.	Jeevan Vidya: EkParichaya, A Nagaraj, Jeevan Vidya Prakashan, Amarkantak, 1999.
2.	Human Values, A.N. Tripathi, New Age Intl. Publishers, New Delhi, 2004.

	<b>PO1</b>	<b>PO2</b>	<b>PO3</b>	<b>PO4</b>	<b>PO5</b>	<b>PO6</b>	<b>PO7</b>	<b>PO8</b>	<b>PO9</b>	<b>PO10</b>	<b>PO11</b>	<b>PO12</b>	<b>PSO1</b>	<b>PSO2</b>
--	------------	------------	------------	------------	------------	------------	------------	------------	------------	-------------	-------------	-------------	-------------	-------------

  
 Chairman - BOS

<b>CO1</b>	3	2	2	2	3	3	2	3	3	3	2	3	3	3
<b>CO2</b>	2	3		3	3	3	2	3	3	2	2	3	3	3
<b>CO3</b>	3		3	2	2	3	2	3	3	2		3	3	2
<b>CO4</b>	2			3	3	2	3	3		2	3	2	3	3
<b>CO5</b>	3			3		3	2	3	3	3	2	3	2	2



K.S.Rangasamy College of Technology - Autonomous (R2018)								
50 BT 3P1 - Biochemistry Laboratory								
B.Tech. Biotechnology								
Semester	Hours/Week			Total Hrs	Credit C	Maximum Marks		
	L	T	P			CA	ES	Total
III	0	0	4	60	2	60	40	100
<b>Objective(s)</b>	<ul style="list-style-type: none"> <li>To learn the fundamental approaches for experimental investigation.</li> <li>To learn the theoretical foundations for the methods used for biochemical analysis.</li> <li>To determine the characteristics features of various molecules with reference to its analytical characters.</li> <li>To evaluate and estimate the biological molecules through various methods.</li> <li>To analyze the level of various elements through suitable standards.</li> </ul>							
<b>Course Outcomes</b>	<p><b>At the end of the course, the students will be able to</b></p> <p>CO1: Describe the calibration of glass-wares and understand the preparation of solutions and buffers</p> <p>CO2: Elucidate the fundamental analysis of carbohydrates and lipids qualitatively</p> <p>CO3: Estimate the amount of carbohydrate, protein, cholesterol, creatinine, urea and uric acid quantitatively</p> <p>CO4: Examine and interpret the results by estimating the amount of DNA using diphenylamine method</p> <p>CO5: Analyze the amount of microelements in soil sample using Flame photometer</p>							
<b>List of experiments</b>								
<ol style="list-style-type: none"> <li>Calibration of glass wares- pipettes, burettes and volumetric flasks (demonstration) and Preparation of solutions: 1) percentage solutions, 2) molar solutions, 3) normal solutions</li> <li>Standardization of pH meter (demonstration) and preparation of buffer of a given pH and molarity</li> <li>Qualitative analysis of Carbohydrates</li> <li>Qualitative analysis of Lipids - Determination of Acid number of an edible oil (coconut oil)</li> <li>Determination of total Carbohydrate content in cereals by Anthrone method</li> <li>Estimation of protein by Lowry's method</li> <li>Estimation of cholesterol by Zak's method</li> <li>Estimation of creatinine by Jaff's method</li> <li>Estimation of sugars by Nelsson's somogy method</li> <li>Estimation of A/G ratio of protein by Biuret method</li> <li>Extraction and estimation of lipids by Folch <i>et al.</i>, method</li> <li>Determination of urea in the urine sample by Dam method</li> <li>Evaluation of uric acid by Caraway's method</li> <li>Estimation of DNA by diphenylamine method</li> <li>Estimation of microelements by Flame photometer</li> </ol>								
<b>References:</b>								
1.	Shawney, S.D., "An Introduction to Practical Biochemistry", Narosa Publishing Home, New Delhi, 1996.							
2.	Palanivelu, P., "Analytical Biochemistry and Separation Techniques", Kalaivani Printers, Tamil Nadu, 2001.							

3.	Soundravally Rajendiran, Pooja Dhiman, "Biochemistry Practical Manual", RELX (Elsevier) India Pvt. Ltd., New Delhi, 2019.													
4.	Benjamin F,Laseter, "Biochemistry in the Lab: A Maual for Undergraduates", CRC Press, Taylor & Francis Group,FL, 2019													
	<b>PO1</b>	<b>PO2</b>	<b>PO3</b>	<b>PO4</b>	<b>PO5</b>	<b>PO6</b>	<b>PO7</b>	<b>PO8</b>	<b>PO9</b>	<b>PO10</b>	<b>PO11</b>	<b>PO12</b>	<b>PSO1</b>	<b>PSO2</b>
<b>CO1</b>	3	2	3	2	3	2				2	2	3	2	3
<b>CO2</b>	3	1	3	2	3	2	3			2	2	3	3	3
<b>CO3</b>	2	2	3	2	3	2		3	2		2	3	2	2
<b>CO4</b>	2	2	2	3	3		2		2		1	2	3	2
<b>CO5</b>	3	2	2		2	2		3		2		3	3	3

<b>K.S.Rangasamy College of Technology - Autonomous (R 2018)</b>									
<b>50 BT 3P2 - Microbiology Laboratory</b>									
<b>B.Tech. Biotechnology</b>									
<b>Semester</b>	<b>Hours/Week</b>			<b>Total Hrs</b>	<b>Credit</b>	<b>Maximum Marks</b>			
	<b>L</b>	<b>T</b>	<b>P</b>			<b>C</b>	<b>CA</b>	<b>ES</b>	<b>Total</b>
III	0	0	4	60	2	60	40	100	
<b>Objective(s)</b>	<ul style="list-style-type: none"> <li>To understand the growth and development of microbes through various culturing methods</li> <li>To observe the differences in staining reactions in bacteria and fungi</li> <li>To learn the culture conditions of anaerobic microbes</li> <li>To understand the concept of quality analysis of water and milk samples</li> <li>To identify the effective method to control microbes</li> </ul>								
<b>Course Outcomes</b>	<p><b>At the end of the course, the students will be able to</b></p> <p>CO1: Perform the aseptic methods to be followed in laboratory and preparation of liquid and solid media and cultivation of microorganisms</p> <p>CO2: Interpret the differential staining techniques for identification of bacteria and fungi</p> <p>CO3: Demonstrate anaerobic microbe culture techniques</p> <p>CO4: Analysis for physiological identification of microorganisms</p> <p>CO5: Examine the quality of water and milk, and carry out the antibiotic sensitivity test</p>								
<b>List of experiments</b>									
<ol style="list-style-type: none"> <li>Laboratory Precautions, principles of aseptic techniques</li> <li>Preparation of Liquid and solid nutrient media</li> <li>Preparation and observation of bacteria by using various selective media</li> <li>Cultivation of microorganisms - Pour plate, spread plate and streak plate</li> <li>Gram's staining - Gram positive and Gram negative bacteria</li> <li>Fungal staining - Lacto phenol cotton blue staining of Mold</li> <li>Determination of Microbial growth-viable count and turbidity method</li> <li>Cultivation of anaerobic bacteria</li> <li>Physiological characterization of microbes - Carbohydrate fermentation test and catalase test</li> <li>Starch and casein hydrolysis test</li> <li>IMViC test</li> <li>Enumeration of Bacteria, fungi and Actinomycetes (Design experiment)</li> <li>Rapid detection of bacteriological quality of water - Most Probable Number test</li> <li>Quality analysis of Milk samples - Methylene Blue Reduction Test</li> <li>Antibiotic resistance / sensitivity test</li> </ol>									
<b>References:</b>									
1.	Cappuccino, J.G. and Sherman, N. "Microbiology: A Laboratory Manual", 11 <sup>th</sup> Edition. Pearson Education, New Delhi, India, 2018.								

2.	Amita Jain, Vimala Venkatesh, Jyotsna Agarwal, "Microbiology Practical Manual, (ELSEVIER) RELX India Pvt.Ltd., 2018													
3.	James G, Cappuccino, Natalie Sherman, "Microbiology: A Laboratory Manual", Seventh Edition, Pearson Education, Inc. and Dorling Kindersley Publishing, Inc., 2012													
4.	Kalaichelvan, P.T., "Microbiology and Biotechnology: A Laboratory Manual, MJP Publishers, Chennai, 2019.													
	PO1	PO2	PO3	PO4	PO5	PO6	PO7	PO8	PO9	PO10	PO11	PO12	PSO1	PSO2
CO1	3	2	3	3	2	1	2	3	2	3	2	3	3	2
CO2	2	3	2	2	2	2	3	1	2	2		2	2	3
CO3	3	2	2	3	2	2	2		1	2	2	2	3	3
CO4	3	2	2	2	2	2	2		2	2	2	3	2	3
CO5	2	2	2	2	2	2	2	2	1	1	2	2	3	2

K.S.Rangasamy College of Technology – Autonomous R 2018								
50 TP 0P1 - Career Competency Development I								
Common to all branch								
Semester	Hours/Week			Total Hrs	Credit	Maximum Marks		
	L	T	P		C	CA	ES	Total
III	0	0	2	30	0	100	00	100
Course Objectives	<ul style="list-style-type: none"> <li>To help learners to enrich their grammatical correctness and vocabulary efficacy in the academic and professional contexts.</li> <li>To help the learners to frame syntactical structures of sentences and comprehend the meaning of reading passages effectively</li> <li>To help learners to adeptly sequence the information, draft letters and correct usage of foreign words with correct spelling and punctuation.</li> <li>To help the learners to introduce themselves and involve in situation conversations professionally</li> <li>To help learners to make various modes of presentations and express their opinion in a conducive way.</li> </ul>							
Course Outcomes	<p><b>At the end of the course, the student will be able to</b></p> <ol style="list-style-type: none"> <li>Reinforce the essential grammatical correctness and vocabulary efficacy in the academic and professional contexts</li> <li>Generate syntactical structures and infer the semantics in the reading passages effectively</li> <li>Reorganize and compose the sequential information, letter drafts, and interpret the appropriate usage of foreign words with correct spelling and punctuation</li> <li>Demonstrate their introduction and relate to situational conversations adeptly</li> <li>Exhibit various modes of presentations and organize their opinions in an expressive way</li> </ol>							
<p><b>Note:</b></p> <ul style="list-style-type: none"> <li>Instructor can cover the syllabus by Classroom activities and Assignments (5 Assignments/week)</li> <li>Instructor Manual has Classwork questions, Assignment questions and Rough work pages</li> <li>Each Assignment has 20 questions from Unit 1, 2 and Unit 5 and 5 questions from Unit 3 and 4</li> </ul> <p>Evaluation has to be conducted as like Lab Examination.</p>								
<b>Unit-1</b>	<b>Written Communication-Part1</b>							Hrs
Usage of noun, pronoun, adjective (Comparative Forms), Verb, Adjectives, Adverb, Tenses, Articles and Preposition - Change of Voice - Change of Speech - Synonyms & Antonyms - One Word Substitution- Using the Same Word as Different Parts of Speech- Odd Man Out <b>Materials:</b> Instructor Manual, Word Power Made Easy Book								8
<b>Unit-2 Written Communication-Part1</b>								

Analogies - Sentence Formation - Sentence Completion - Sentence Correction - Idioms & Phrases -Jumbled Sentences, Letter Drafting (Formal Letters) - Reading Comprehension (Level 1) - Contextual Usage- <b>Materials:</b> Instructor Manual, Word Power Made Easy Book														
<b>Unit-3</b>		<b>Written Communication –Part3</b>											4	
JumbledSentences,LetterDrafting(FormalLetters)-ForeignLanguageWordsusedinEnglish--Spelling& Punctuation(Editing) <b>Materials:</b> InstructorManual,NewsPapers														
<b>Unit-4</b>		<b>Oral Communication–Part1</b>											6	
Self-Introduction-SituationalDialogues/RolePlay(TelephonicSkills)-OralPresentations-Prepared-'JustA Minute 'Sessions (JAM) <b>Materials:</b> InstructorManual,NewsPapers														
<b>Unit-5</b>		<b>Oral Communication–Part2</b>											6	
DescribingObjects/Situations/People,InformationTransfer-PictureTalk-NewsPaperandBookReview <b>Materials:</b> InstructorManual,NewsPapers														
<b>Total</b>													<b>30</b>	
<b>Evaluation Criteria</b>														
<b>S.No.</b>	<b>Particular</b>					<b>Test Portion</b>							<b>Mar ks</b>	
1	Evaluation 1 Written Test					50Questions– 30QuestionsfromUnit1&2,20QuestionsfromUnit3,(ExternalEvaluation)							50	
2	Evaluation 2 - Oral Communication					Self-Introduction, Role Play & Picture Talk from Unit- 4(ExternalEvaluationbyEnglish and MBA Dept.)							30	
3	Evaluation 3 – Oral Communication					Book Review & Prepared Speech from Unit- 5(ExternalEvaluationbyEnglishandMBADept.)							20	
<b>Total</b>													<b>100</b>	
<b>Reference Books</b>														
1. Aggarwal,R.S.“AModernApproachtoVerbalandNon- verbalReasoning”,RevisedEdition2008,Reprint2009,S.Chand&CoLtd.,NewD elhi.														
2. WordPowerMade EasybyNormanLewisW.R.GOYAL Publications														
	<b>PO1</b>	<b>PO2</b>	<b>PO3</b>	<b>PO4</b>	<b>PO5</b>	<b>PO6</b>	<b>PO7</b>	<b>PO8</b>	<b>PO9</b>	<b>PO10</b>	<b>PO11</b>	<b>PO12</b>	<b>PSO1</b>	<b>PSO2</b>
<b>CO1</b>	3	3	2	2	2							3	3	
<b>CO2</b>	3	3	2	2	2							3	3	
<b>CO3</b>	3	3	3	3	3							3	3	
<b>CO4</b>	3	3	3	3	3							3	3	
<b>CO5</b>	3	3	3	3	3							3	3	

Rev. No. 4  
 Passed in BoS Meeting held on 12/05/2023  
 Approved in Academic Council Meeting held on 03/06/2023

  
 Chairman - BOS

BOS - CHAIRMAN Signature

**K.S.Rangasamy College of Technology – Autonomous R 2018**

**50 MA 013 - Statistical Methods**

**Common to B.Tech., Biotechnology and B.Tech., Food Technology**

Semester	Hours / Week			Total Hrs	Credit	Maximum Marks		
	L	T	P		C	CA	ES	Total
I V	3	1	0	60	4	50	50	100
<b>Objective(s)</b>	<ul style="list-style-type: none"> <li>To acquire skills in handling situations involving one random variable and distributions.</li> <li>To teach the students in handling situations involving more than one random variable and functions of random variables.</li> <li>To familiarize the students with various methods in hypothesis testing</li> <li>To get exposed to statistical methods designed to make scientific judgments in the face of uncertainty and variation.</li> <li>To learn basic statistics and how to use control charts to monitor discrete data.</li> </ul>							
<b>Course Outcome s</b>	<p><b>At the end of the course, the students will be able to</b></p> <p>CO1: Apply discrete and continuous distributions concepts to calculate the probability.                      CO2: Compute marginal and conditional distributions, and calculate correlation and regression.                      CO3: Test the statistical hypothesis using Student's t test, F test and Chi-square test.                      CO4: Analyze the design of experiments using CRD, RBD and Latin square.                      CO5: Apply the concepts in descriptive statistics to calculate measures of central tendency and measures of dispersion, and analyse the control charts.</p>							
<p><b>PROBABILITY AND DISTRIBUTIONS</b>                      Random variable – Discrete random variable – Continuous random variable – Moment generating function – Standard Distributions – Binomial, Poisson, Geometric, Uniform, Exponential, Gamma and Normal distributions. [10]</p> <p><b>TWO DIMENSIONAL RANDOM VARIABLES</b>                      Joint distribution – Marginal distribution – Conditional distribution – Covariance – Correlation – Rank Correlation – Regression. [8]</p> <p><b>TESTING OF HYPOTHESIS</b>                      Test of significance of small samples – Student's 't' test – Single mean and Difference of means – F- test – Chi-square test – Goodness of fit – Independence of attributes. [9]</p> <p><b>DESIGN OF EXPERIMENTS</b>                      Analysis of variance – One way classification – Completely randomized design – Two way classification – Randomized block design – Latin square. [8]</p> <p><b>Statistics and Quality Control</b>                      Measures of Central tendency – Mean – Median – Mode – Measures of Dispersion – Quartile deviation – Mean deviation – Standard deviation – Coefficient of variation – Skewness – Kurtosis – Control charts – Mean <math>\bar{X}</math> chart – Range (R) chart – P chart – nP chart – C chart. [10]</p>								
<b>Total hours 45+15</b>								<b>60</b>
<b>Text Book:</b>								
1	Gupta S.C and Kapoor V.K., "Fundamentals of Mathematical Statistics", 11 <sup>th</sup> Edition, S Chand & Company Ltd, New Delhi, 2007.							
2	Richard A Johnson, "Miller & Freund's Probability and Statistics for Engineers", 7 <sup>th</sup> Edition, Pearson Education, New Delhi, 2005.							
<b>References:</b>								
1	Veerarajan T., "Probability, Statistics and Random Process", 2 <sup>nd</sup> Edition, Tata McGraw-Hill Publishing Company Ltd, New Delhi, 2008.							

2	Ronald E. Walpole, Raymond H. Myers, Sharon L. Myers and Keying Ye., "Probability and Statistics for Engineers and Scientists", 9 <sup>th</sup> Edition, Pearson Education, New Delhi, 2011.													
3	Sheldon Ross, " A first course in Probability", 8 <sup>th</sup> Edition, Pearson Education, New Delhi, 2010.													
4	Lipschutz, Seymour, Schiller, John. J., "Schaum's outlines – Introduction to Probability and Statistics", Taata McGraw-Hill, New Delhi, 1998.													
5	Probability and Statistics - Dr. Somesh Kumar, NPTEL online video courses.													
	<b>PO1</b>	<b>PO2</b>	<b>PO3</b>	<b>PO4</b>	<b>PO5</b>	<b>PO6</b>	<b>PO7</b>	<b>PO8</b>	<b>PO9</b>	<b>PO10</b>	<b>PO11</b>	<b>PO12</b>	<b>PSO1</b>	<b>PSO2</b>
<b>CO1</b>	3	2	3	3	2	1	2	1	2	3	2	3	<b>3</b>	<b>2</b>
<b>CO2</b>	2	3	2	2	2	2	3	1	2	2	2	1	<b>1</b>	<b>3</b>
<b>CO3</b>	3	2	1	3	2	2	1	1	1	2	2	1	<b>1</b>	<b>1</b>
<b>CO4</b>	3	1	2	2	1	1	2	1	2	2	1	3	<b>2</b>	<b>3</b>
<b>CO5</b>	2	1	2	2	2	2	1	2	1	1	2	2	<b>3</b>	<b>2</b>

  
 Chairman - BOS

**K.S.Rangasamy College of Technology - Autonomous R 2018**

**50 BT 401 - Genetic Engineering**

**B.Tech. Biotechnology**

Semester	Hours / Week			Total Hrs	Credit	Maximum Marks		
	L	T	P		C	CA	ES	Total
<b>IV</b>	3	0	0	45	3	50	50	100
<b>Objective(s)</b>	<ul style="list-style-type: none"> <li>To discuss the methods, tools and techniques involved in genome analysis, expression of cloned genes in different host system.</li> <li>To understand the production of recombinant proteins, mutation analysis and the importance of PCR in genome analysis.</li> <li>The student would learn about various aspects of Genetic Engineering, its application and ethical issues.</li> <li>To determine the strategies involved in gene cloning with the help of genomic libraries, cDNA libraries and other libraries.</li> <li>To discuss the production of useful molecules like cytokines, vaccines and antibiotics and define the safety guidelines for recombinant.</li> </ul>							
<b>Course Outcomes</b>	<p><b>At the end of the course, the students will be able to</b></p> <p>CO1: Describe restriction and modification system and their role in genetic engineering and illustrate the different types of blotting techniques.</p> <p>CO2: Characterize the cloning vectors used in manipulation of genes like plasmids, phagemids, cosmids, artificial chromosomes, plant and animal vectors.</p> <p>CO3: Determine the strategies involved in gene cloning with the help of DNA libraries and methods involved in screening of cloned genes to identify the target gene from the library.</p> <p>CO4: Illustrate the PCR based techniques involved in genetic manipulation including mutagenesis and demonstrate various sequencing techniques</p> <p>CO5: Comprehend the applications of rDNA technology and describe the role of knock out and RNA Interference technology in gene expression studies.</p>							
<p><b>Note:</b> Hours notified against each unit in the syllabus are only indicative but are not decisive. Faculty may decide the number of hours for each unit depending upon the concepts and depth. Questions need not be asked based on the number of hours notified against each unit in the syllabus.</p>								
<p><b>FUNDAMENTAL TECHNIQUES OF GENE MANIPULATION</b>                      Restriction enzymes: types and mechanisms, DNA modification systems, Restriction mapping, Design of linkers and adapters, Joining of DNA molecules, Basics of cloning, Nucleic acid blotting: Southern blotting, Western Blotting and Northern Blotting. [9]</p>								
<p><b>BIOLOGY OF CLONING VECTORS</b>                      Characteristics of cloning vectors, Types of vectors, Selectable markers, and Experimental applications of vectors: Plasmids- pBR322, pUC, λ vectors, cosmids, M13 vectors, Phagemids, Artificial Chromosomes: YAC, PAC, BAC, HAC, Expression vectors, Insect, Yeast and Mammalian vectors. [9]</p>								
<p><b>GENE CLONING STRATEGIES AND SCREENING</b>                      Cloning of genes: Genomic libraries, cDNA libraries, Directional cDNA cloning, PCR based libraries-RACE, Subtraction libraries, Screening: Nucleic acid probe hybridization, Immuno screening and Functional screening. [9]</p>								
<p><b>AMPLIFICATION AND SEQUENCING OF DNA</b>                      PCR: Mechanism, Types- Nested, Hot start, colony PCR, Taqman assay, Molecular beacons, Site directed mutagenesis: primer extension - Strand selection -Cassette mutagenesis - PCR based, Methods of nucleic acid sequencing: Sanger's method, Automated sequencing. Next Generation sequencing method: Illumina and Ion Torrent. [9]</p>								
<p><b>APPLICATIONS OF RDNA TECHNOLOGY</b>                      Differential display, Microarrays, FISH, Knock-out analysis, Antisense and RNA interference, Yeast two hybrid system, RAPD, RFLP, VNTRs and SSR; Production of useful molecules: cytokines, vaccines and antibodies, improving agronomic traits. Safety guidelines for recombine ant DNA technology. [9]</p>								

													Total hours	45
<b>Text book:</b>														
1	Smita Rastogi and Neelam Pathak, "Genetic Engineering", Oxford Publication, 2010.													
2	Ragagopal K., "Recombinant DNA Technology and Genetic Engineering", Tata McGraw Hill Education Private Ltd., 2012.													
<b>References:</b>														
1	Primrose S.B. & Twyman R.M., "Principles of Gene Manipulation and Genomics", 7 <sup>th</sup> Edition, Blackwell Publishing, 2006.													
2	Richard J. Reece., "Analysis of Genes and Genomes", John Wiley and Sons Ltd., Singapore, 2004.													
3	Desmond S.T. Nicholl, "An Introduction to Genetic Engineering", Third Edition Cambridge University Press NewYork, 2008.													
4	Gyana Ranjan Rout, K,V, Peter, " Genetic Engineering of Horticultural crops" Academic Press An imprint of Elsevier, 2018.													
	<b>PO1</b>	<b>PO2</b>	<b>PO3</b>	<b>PO4</b>	<b>PO5</b>	<b>PO6</b>	<b>PO7</b>	<b>PO8</b>	<b>PO9</b>	<b>PO10</b>	<b>PO11</b>	<b>PO12</b>	<b>PSO1</b>	<b>PSO2</b>
<b>CO1</b>	3	3	2	2	3			3		3	2	3	3	3
<b>CO2</b>	3	3	2	3		3	3	3		3		3	3	2
<b>CO3</b>	3	3	3	3				3	3		3	3	3	2
<b>CO4</b>	3	3	3	3	3	3	3			3		3	3	2
<b>CO5</b>	3	3	3	3		3			3		3	3	3	3



Chairman - BOS



K.S.Rangasamy College of Technology - Autonomous R 2018								
50 BT 402 - Protein and Enzyme Engineering								
B.Tech. Biotechnology								
Semester	Hours / Week			Total Hrs	Credit	Maximum Marks		
	L	T	P			CA	ES	Total
IV	3	0	0	45	3	50	50	100
<b>Objective(s)</b>	<ul style="list-style-type: none"> <li>To impart basic concept about Protein and Enzyme structures.</li> <li>To know the basics of enzyme substrate interaction and its product formation</li> <li>To learn basic principles of enzyme purification.</li> <li>To comprehend the various methods of protein and enzyme engineering</li> <li>To analyze the application of proteins and enzymes in various industries</li> </ul>							
<b>Course Outcomes</b>	<p><b>At the end of the course, the students will be able to</b></p> <p>CO1: Know the basic, types and structural confirmation of proteins and enzymes</p> <p>CO2: Identify the enzyme active site and its catalysis</p> <p>CO3: Illustrate the protein/ enzyme purification methods and factors affecting immobilization</p> <p>CO4: Demonstrate the protein/ enzyme engineering strategies</p> <p>CO5: Identify the applications of protein/ enzymes in various domain</p>							
<p><b>Note:</b> Hours notified against each unit in the syllabus are only indicative but are not decisive. Faculty may decide the number of hours for each unit depending upon the concepts and depth. Questions need not be asked based on the number of hours notified against each unit in the syllabus.</p>								
<p><b>INTRODUCTION TO PROTEINS AND ENZYMES</b></p> <p>Introduction - Basic structural principles: amino acids and their conformational accessibilities - Motifs of protein structures and their packing - Structural characterization of proteins: Primary and three dimensional structure determination - Ramachandran Plot - Protein folding: Structure of chaperones and role of chaperones in protein folding - Enzymes: definition, nomenclature and types (constitutive and induced enzyme), intracellular and extra cellular enzymes. [9]</p>								
<p><b>MECHANISM AND KINETICS OF ENZYME CATALYSIS</b></p> <p>Concept of active site -Mechanism of enzyme action - specificity of enzyme action - Enzyme inhibition - Mechanism and kinetics of single substrate reaction: Michaelis Menton equation and its Transformations, turn over number - Mechanism and kinetics of Multi substrate reaction MCW model - Analytical problems in single substrate reactions, turn over number, transformations of MM equations, MC Wmodel. [9]</p>								
<p><b>PRODUCTION AND PURIFICATION OF PROTEINS AND ENZYMES</b></p> <p>Production and Purification of enzyme from plant, animal and microbial source: extraction, precipitation, dialysis, Ion exchange chromatography, Hydrophobic interaction chromatography, Gel filtration chromatography. Types of Enzyme immobilization. [9]</p>								
<p><b>STRATEGIES FOR PROTEIN AND ENZYME ENGINEERING</b></p> <p>Protein engineering cycle, protein splicing, random and site directed mutagenesis, pepti domimetics, <i>in vitro</i> protein evolution (DNA shuffling, Error prone PCR), cell surface display technology - Rational enzyme Design: Reshaping enzyme specificity, reengineering catalytic mechanisms, engineering by molecular assembling. [9]</p>								
<p><b>APPLICATION OF PROTEINS AND ENZYMES</b></p> <p>Importance of recombinant enzymes and proteins, Industrial applications of enzymes, design of enzyme electrodes - Case studies on protein engineering applications in food, detergent, environment and health care industries. [9]</p>								
<b>Total hours</b>								<b>45</b>
<b>Text book:</b>								
1.	Palmer, T. and Bonner, P., "Enzymes: Biochemistry, Biotechnology and Clinical chemistry", Affiliated East - West Press Pvt. Ltd., New Delhi, India, 2008.							
2.	Devasena T., "Enzymology", Second Edition, Oxford University Press, New Delhi, India, 2014.							
<b>References:</b>								
1.	Branden, C. and Tooze, J., "Introduction to Protein structure", Second Edition, Garland Publishing, New York, US, 1999.							
2.	Anton Torres, "Handbook of Protein Engineering" Calisto Reference, 2015.							

Rev. No. 4

Passed in BoS Meeting held on 12/05/2023

Approved in Academic Council Meeting held on 03/06/2023

  
Chairman - BOS

BOS - CHAIRMAN Signature

3.	Preethi Kartan, "Enzyme Engineering", Arcler Education Incorporated, 2017.													
4.	Allan Svendesen, "Understanding Enzymes — Function, Design, Engineering and Analysis" Pan Stanford Publishing, 2016.													
	PO1	PO2	PO3	PO4	PO5	PO6	PO7	PO8	PO9	PO10	PO11	PO12	PSO1	PSO2
CO1	3	3	3	3		3	1		2	2	3	3	3	3
CO2	3	3	3	3	3			1	2		2	3	3	3
CO3	3	3	3	3	3	3		1			2	3	3	3
CO4	3	3	3	3	3			1		3	2	3	3	3
CO5	2	2	2	2	2		3				2	3	3	3

K.S.Rangasamy College of Technology - Autonomous R 2018								
50 BT 403 - Biochemical Thermodynamics								
B.Tech. Biotechnology								
Semester	Hours / Week			Total Hrs	Credit	Maximum Marks		
	L	T	P		C	CA	ES	Total
IV	3	1	0	60	4	50	50	100
<b>Objective(s)</b>	<ul style="list-style-type: none"> <li>To impart basic thermodynamic principles and relations.</li> <li>To understand partial molar properties of solutions.</li> <li>To understand the phase equilibrium concepts and its applications.</li> <li>To learn about chemical reaction equilibrium principles.</li> <li>To know the applications of thermodynamics in biological systems.</li> </ul>							
<b>Course Outcomes</b>	<p><b>At the end of the course, the students will be able to</b></p> <p>CO1: Interpret laws of thermodynamics to predict the thermodynamic properties of pure fluids</p> <p>CO2: Review various thermodynamic properties of solutions</p> <p>CO3: Analyze the criteria of phase equilibria for single and multicomponent systems</p> <p>CO4: Apply the concept of chemical reaction equilibria and equilibrium conversion</p> <p>CO5: Comprehend bioenergetics and thermodynamics of biochemical reactions</p>							
<p><b>Note:</b> Hours notified against each unit in the syllabus are only indicative but are not decisive. Faculty may decide the number of hours for each unit depending upon the concepts and depth. Questions need not be asked based on the number of hours notified against each unit in the syllabus.</p>								
<p><b>THERMODYNAMIC PROPERTIES OF PURE FLUIDS</b>  Basic concepts and laws of thermodynamics - basics of entropy - volumetric properties of fluids - estimation of thermodynamic properties using equations of state, calculations involving actual property changes, Maxwell's relations and applications, residual properties, refrigeration cycles. <b>[9]</b></p>								
<p><b>SOLUTION THERMO DYNAMICS</b>  Partial molar properties - concept of chemical potential and fugacity in solutions - activity - activity coefficients - effect of pressure and temperature - Gibbs-Duhem equations - property changes of mixing - heat effects of mixing in biological broths. <b>[9]</b></p>								
<p><b>PHASE EQUILIBRIA</b>  Criteria for phase equilibria - phase equilibria in single and multicomponent systems - Duhem's theorem. V-L-E calculations for binary and multi component systems. Liquid-liquid equilibria and solid-liquid equilibria. <b>[9]</b></p>								
<p><b>CHEMICAL REACTION EQUILIBRIA</b>  Chemical reaction equilibrium: evaluation of equilibrium constant, effect of temperature and pressure on equilibrium</p>								

constant, equilibrium conversion for single and multiple reactions.

[9]

### BIOCHEMICAL THERMODYNAMICS

Thermodynamics and energetics of metabolic pathways, oxygen requirement and heat generation in aerobic growth, energy coupling (NADH and ATP), Thermodynamics of oxidation-reduction reactions, Energetics of DNA-protein interactions, Protein folding and receptor-ligand binding.

[9]

**Total hours (45+15) 60**

#### Text book:

1. Smith J.M., Van Ness H.C., Abbot M.M. Chemical Engineering Thermodynamics, Sixth edition, McGraw-Hill, 2001.
2. Narayanan K.V., "A Text Book of Chemical Engineering Thermodynamics", Second Edition, Prentice Hall of India, New Delhi, 2016.

#### References:

1. Gopinath Halder, "Introduction to Chemical Engineering Thermodynamics", PHI Learning Pvt. Ltd., New Delhi, 2009.
2. Sandler S. I., Chemical, Biochemical and Engineering Thermodynamics, Fourth Edition, John Wiley & Sons Inc., 2006.
3. Gavhane K.A., "Chemical Engineering thermodynamics-1", Nirali Prakasan Publications, Pune, 2013.
4. Alberty, "Biochemical Thermodynamics Applications of Mathematica with CD (HB)", John Wiley, 2006.

	PO1	PO2	PO3	PO4	PO5	PO6	PO7	PO8	PO9	PO10	PO11	PO12	PSO1	PSO2
<b>CO1</b>	3	2	2	2	3	3	3	1	1	2	3	1	3	2
<b>CO2</b>	3	2	3	3	3	3	3			3	3	2	2	3
<b>CO3</b>	2	3	3	3	2	2	2	2		3	3	2	3	2
<b>CO4</b>	3	2	2	3	2	2	2		2	2	3	2	3	2
<b>CO5</b>	3		2	2	3	3	1		2	2	3	2	2	3

Rev. No. 4

Passed in BoS Meeting held on 12/05/2023

Approved in Academic Council Meeting held on 03/06/2023



Chairman - BOS

BOS - CHAIRMAN Signature

**K.S. Rangasamy College of Technology – Autonomous R 2018**

**50 MY 014 - Start-ups and Entrepreneurship**

**B. Tech. Biotechnology**

Semester	Hours / Week			Total Hrs	Credit	Maximum Marks		
	L	T	P		C	CA	ES	Total
IV	2	0	0	30	-	100	-	100

<b>Objective(s)</b>	<ul style="list-style-type: none"> <li>To provides practical proven tools for transforming an idea into a product or service that creates value for others.</li> <li>To build a winning strategy, how to shape a unique value proposition, prepare a business plan</li> <li>To impart practical knowledge on business opportunities</li> <li>To inculcate the habit of becoming entrepreneur</li> <li>To know the financing, growth and new venture &amp; its problems</li> </ul>
---------------------	-----------------------------------------------------------------------------------------------------------------------------------------------------------------------------------------------------------------------------------------------------------------------------------------------------------------------------------------------------------------------------------------------------------------------------------------------------------------------------------

<b>Course Outcomes</b>	<p><b>At the end of the course, the students will be able to</b></p> <p>CO1: Transform ideas into real products, services and processes, by validating the idea, testing it, and turning it into a growing, profitable and sustainable business.</p> <p>CO2: Identify the major steps and requirements in order to estimate the potential of an innovative idea as the basis of an innovative project.</p> <p>CO3: Reach creative solutions via an iteration of a virtually endless stream of world changing ideas and strategies, integrating feedback, and learning from failures along the way.</p> <p>CO4: Apply the 10 entrepreneurial tools in creating a business plan for a new innovative venture.</p> <p>CO5: Apply methods and strategies learned from interviews with startup entrepreneurs and innovators.</p>
------------------------	-----------------------------------------------------------------------------------------------------------------------------------------------------------------------------------------------------------------------------------------------------------------------------------------------------------------------------------------------------------------------------------------------------------------------------------------------------------------------------------------------------------------------------------------------------------------------------------------------------------------------------------------------------------------------------------------------------------------------------------------------------------------------------------------------------------------------------

Note: The hours given against each topic are of indicative. The faculty have the freedom to decide the hours required for each topic based on importance and depth of coverage required. The marks allotted for questions in the examinations shall not depend on the numbers hours indicated.

**INTRODUCTION TO ENTREPRENEURSHIP & ENTREPRENEUR**

Meaning and concept of Entrepreneurship, the history of Entrepreneurship development, Myths of Entrepreneurship, role of Entrepreneurship in Economic Development, Agencies in Entrepreneurship Management and Future of Entrepreneurship. The Entrepreneur: Meaning, the skills required to be an entrepreneur, the entrepreneurial decision process, Role models, Mentors and Support system.

[5]

**BUSINESS OPPORTUNITY IDENTIFICATION AND PREPARING A BUSINESS PLAN**

Business ideas, methods of generating ideas, and opportunity recognition, Idea Generation Process, Feasibility study, preparing a Business Plan: Meaning and significance of a business plan, components of a business plan.

[5]

**INNOVATIONS**

Innovation and Creativity - Introduction, Innovation in Current. Environment, Types of Innovation, School of Innovation, Analysing the Current Business Scenario, Challenges of Innovation, Steps of Innovation Management, Experimentation in Innovation Management, Participation for Innovation, Co-creation for Innovation, Proto typing to Incubation. Blue Ocean Strategy-I, Blue Ocean Strategy-II. Marketing of Innovation, Technology Innovation Process.

[5]

**FINANCING & LAUNCHING THE NEW VENTURE**

Importance of new venture financing, types of ownership, venture capital, types of debt securities, determining ideal debt-equity mix, and financial institutions and banks. Launching the New Venture: Choosing the legal form of new venture, protection of intellectual property, and formation of the new venture.

[5]

**MANAGING GROWTH & REWARDS IN NEW VENTURE**

Characteristics of high growth new ventures, strategies for growth, and building the new ventures. Managing Rewards: Exit strategies for Entrepreneurs, Mergers and Acquisition, Succession and exit strategy, managing failures – bankruptcy.

[5]

**Total Hours: = 30**

**Text book(s):**

1	Stephen Key, "One Simple Idea for Startups and Entrepreneurs: Live Your Dreams and Create Your Own Profitable Company" 1 <sup>st</sup> Edition, Tata McGrawhill Company, New Delhi, 2013.
2	Charles Bamford and Garry Bruton, "ENTREPRENEURSHIP: The Art, Science, and Process for Success", 2 <sup>nd</sup> Edition, Tata McGrawhill Company, New Delhi, 2016.

**Reference(s):**

1	Philip Auerswald, The Coming Prosperity: How Entrepreneurs Are Transforming the Global Economy, Oxford University Press, 2012.
2	Janet Kiholm Smith; Richard L. Smith; Richard T. Bliss, Entrepreneurial Finance: Strategy, Valuation, and Deal Structure, Stanford Economics and Finance, 2011.
3	Edward D. Hess, Growing an Entrepreneurial Business: Concepts and Cases, Stanford Business Books, 2011.
4	Howard Love, The Start-Up J Curve: The Six Steps to Entrepreneurial Success, Book Group Press, 2011.

	P	PO	PO3	PO4	PO5	PO6	PO7	PO8	PO9	PO10	PO11	PO12	PSO	PSO
CO1	3	3	3	3	2	3	3	2	3			2	2	2
CO2	2	3	3	2	2		2	2	2			2	3	3
CO3	3	2	3	1	2				3	2	1	3	3	3
CO4	3	3	3	3	3	2	3	3		2	3	3	2	3
CO5	3	2	3	3	3		2	2			3	2	2	3

  
Chairman - BOS

K.S.Rangasamy College of Technology – Autonomous R2018								
50 GE 001 – National Cadet Corps-Air wing								
Semester	Hours / Week			Total Hrs	Credit	Maximum Marks		
	L	T	P			C	CA	ES
IV	2	0	2	60	4	50	50	100
<b>Objective(s)</b>	<ul style="list-style-type: none"> <li>Develop character , camaraderie,</li> <li>Inculcate discipline, secular outlook</li> <li>Enrich the spirit of adventure, sportsman spirit</li> <li>Ideals of selfless service amongst cadets by working in teams</li> <li>Improve qualities such as self-discipline, self-confidence, self-reliance and dignity of labour in the cadets.</li> </ul>							
<b>Course Outcomes</b>	<p><b>At the end of the course, the students will be able to</b></p> <p>CO1: Display sense of patriotism, secular values and shall be transformed into motivated youth who will carry out nation building through national unity and social cohesion.</p> <p>CO2: Demonstrate the sense of discipline with smartness and have basic knowledge of weapons and their use and handling</p> <p>CO3: Illustrate various forces and moments acting on aircraft</p> <p>CO4: Outline the concepts of aircraft engine and rocket propulsion</p> <p>CO5: Design, build and fly chuck gliders/model airplanes and display static models</p>							
<p><b>Note:</b> Hours notified against each unit in the syllabus are only indicative but are not decisive. Faculty may decide the number of hours for each unit depending upon the concepts and depth. Questions need not be asked based on the number of hours notified against each unit in the syllabus.</p>								
<p><b>NCC Organization &amp; National Integration</b> [9]</p> <p>NCC Organization – History of NCC- NCC Organization- NCC Training- NCC Uniform – Promotion of NCC cadets – Aim and advantages of NCC Training- NCC badges of Rank- Honors' and Awards – Incentives for NCC cadets by</p>								
<p>central and state govt. History and Organization of IAF-Indo-Pak War-1971-Operation Safed Sagar. National Integration- Unity in diversity- contribution of youth in nation building- national integration council- Images and Sloganson National Integration.</p>								
<p><b>Drill&amp;Weapon Training</b> [9]</p> <p>Drill- Words of commands- position and commands- sizing and forming- saluting- marching- turning on the march and wheeling- saluting on the march- side pace, pace forward and to the rear- marking time- Drill with arms-ceremonial drill- guard mounting.(WITH DEMONSTRATION). Main Parts of a Rifle- Characteristics of .22 rifle-loading and unloading – position and holding- safety precautions – range procedure- MPI and Elevation- Group and Snap shooting- Long/Short range firing (WITH PRACTICE SESSION)</p>								
<p><b>Principles of Flight</b> [9]</p> <p>Laws of motion-Forces acting on aircraft–Bernoulli's theorem-Stalling-Primary control surfaces – secondary control surfaces-Aircraft recognition.</p>								
<p><b>Aero Engines</b> [9]</p> <p>Introduction of Aero engine-Types of engine-piston engine-jet engines-Turboprop engines-Basic Flight Instruments- Modern trends.</p>								
<p><b>Aero Modeling</b> [9]</p> <p>History of aero modeling-Materials used in Aero-modeling-Types of Aero-models – Static Models-Gliders-Control line models-Radio Control Models-Building and Flying of Aero-models.</p>								
<b>Total Hours: 45</b>								
<b>Text Book(s):</b>								
1.	"National Cadet Corps- A Concise handbook of NCC Cadets" by Ramesh Publishing House, New Delhi,2014.							
2.	"NCC OTA Precise" by DGNCC, New Delhi,2014							
<b>Reference(s)</b>								
1.	"Cadets Handbook – Common Subjects SD/SW" by DG NCC, New Delhi,2019							
2.	"Cadets Handbook – Specialised Subjects SD/SW" by DG NCC, New Delhi,2017							
<b>Course Code &amp;</b>			<b>POs</b>					

Rev. No. 4

Passed in BoS Meeting held on 12/05/2023

Approved in Academic Council Meeting held on 03/06/2023

  
 BOS - CHAIRMAN Signature

Course Name	COs	1	2	3	4	5	6	7	8	9	10	11	12
50 GE 001 – National Cadet Crops-Air wing	CO1						3	3	3	3	3		3
	CO2					3						3	2
	CO3	3	2	1	1								
	CO4	3	2	1	1								
	CO5	3	2	1	1								

K.S.Rangasamy College of Technology – Autonomous R2018								
50 GE 002 – National Cadet Corps (Army Wing)								
Semester	Hours / Week			Total Hrs	Credit	Maximum Marks		
	L	T	P			C	CA	ES
IV	2	0	2	60	4	50	50	100
<b>Objective(s)</b>	<ul style="list-style-type: none"> <li>Develop character , camaraderie,</li> <li>Inculcate discipline, secular outlook</li> <li>Enrich the spirit of adventure, sportsman spirit</li> <li>Ideals of selfless service amongst cadets by working in teams</li> <li>Improve qualities such as self-discipline, self-confidence, self-reliance and dignity of labour in the cadets.</li> </ul>							
<b>Course Outcomes</b>	<p><b>At the end of the course, the students will be able to</b></p> <p>CO1: Display sense of patriotism, secular values and shall be transformed into motivated youth who will carry out nation building through national unity and social cohesion.</p> <p>CO2: Demonstrate Health Exercises, the sense of discipline, improve bearing, smartness, turnout, develop the quality of immediate and implicit obedience of orders.</p> <p>CO3: Basic knowledge of weapons and their use and handling.</p> <p>CO4: Aware about social evils and shall inculcate sense of whistle blowing against such evils and ways to eradicate such evils</p> <p>CO5: Acquaint, expose &amp; provide knowledge about Army/Navy/ Air force and to acquire information about expansion of Armed Forces, service subjects and important battles</p>							
<p><b>Note:</b> Hours notified against each unit in the syllabus are only indicative but are not decisive. Faculty may decide the number of hours for each unit depending upon the concepts and depth. Questions need not be asked based on the number of hours notified against each unit in the syllabus.</p>								



**NCC Organization & National Integration****[9]**

NCC Organization – History of NCC- NCC Organization- NCC Training- NCC Uniform – Promotion of NCC cadets – Aim and advantages of NCC Training- NCC badges of Rank- Honors’ and Awards – Incentives for NCC cadets by central and state govt.

National Integration - Unity in diversity- contribution of youth in nation building- national integration council- Images and Slogans on National Integration.

**Basic Physical Training & Drill****[9]**

Basic physical Training – various exercises for fitness( with Demonstration)-Food – Hygiene and Cleaniness .Drill- Words of commands- position and commands- sizing and forming- saluting- marching- turning on the march and wheeling- saluting on the march- side pace, pace forward and to the rear- marking time- Drill with arms- ceremonial drill- guard mounting.( WITH DEMONSTRATION)

**Weapon Training****[9]**

Main Parts of a Rifle- Characteristics of .303 rifle- Characteristics of .22 rifle- loading and unloading – position and holding- safety precautions – range procedure- MPI and Elevation- Group and Snap shooting- Long/Short range firing( WITH PRACTICE SESSION) - Characteristics of 5.56mm rifle- Characteristics of 7.62mm SLR- LMG- carbine machine gun – pistol.

**Social Awareness and Community Development****[9]**

Aims of Social service-Variou Means and ways of social services- family planning – HIV and AIDS- Cancer its causes and preventive measures- NGO and their activities- Drug trafficking- Rural development programmes - MGNREGA-SGSY- JGSY- NSAP-PMGSY-Terrorism and counter terrorism- Corruption – female foeticide - dowry –child abuse-RTI Act- RTE Act- Protection of children from sexual offences act- civic sense and responsibility

**Specialized Subject (ARMY)****[9]**

Basic structure of Armed Forces- Military History – War heroes- battles of Indo-Pak war- Param Vir Chakra- Career in the Defence forces- Service tests and interviews.

**Total Hours: 45****Text Book(s):**

1. National Cadet Corps- A Concise handbook of NCC Cadets by Ramesh Publishing House, New Delhi, 2014
2. **Cadets Handbook- Specialized Subjects SD/SW published by DG NCC, New Delhi ,2014**

**Reference(s)**

1. “Cadets Handbook – Common Subjects SD/SW” by DG NCC, New Delhi,2019
2. “Cadets Handbook – Specialised Subjects SD/SW” by DG NCC, New Delhi,2017

Course Code & Course Name	COs	POs											
		1	2	3	4	5	6	7	8	9	10	11	12
<b>50 GE 002 – National Cadet Crops- Army Wing</b>	CO1						1		3				
	CO2								2				
	CO3						1		3				
	CO4								2				
	CO5								3				

Rev. No. 4

Passed in BoS Meeting held on 12/05/2023

Approved in Academic Council Meeting held on 03/06/2023

  
 BOS - CHAIRMAN Signature



**K.S.Rangasamy College of Technology - Autonomous R 2018**

**50 BT 4P1 - Molecular Biology and Genetic Engineering Laboratory**

**B.Tech. Biotechnology**

Semester	Hours / Week			Total Hrs	Credit	Maximum Marks		
	L	T	P		C	CA	ES	Total
<b>IV</b>	0	0	4	60	2	60	40	100
<b>Objective(s)</b>	<ul style="list-style-type: none"> <li>• To understand steps involved in the isolation of DNA from Bacteria, Fungi and Plant.</li> <li>• To understand the concepts of plasmid DNA extraction and transformation</li> <li>• To provide hands-on experience in performing basic recombinant DNA techniques</li> <li>• To develop the ability to design, conduct, analyze and interpret data related to genetic engineering experiments</li> <li>• To inculcate the research aptitude and technical skills to fulfill the need of both industry and research requirements.</li> </ul>							
<b>Course Outcomes</b>	<p align="center"><b>At the end of the course, the students will be able to</b></p> <p>CO1: Apply the knowledge of DNA extraction to isolate DNA from different sources.</p> <p>CO2: Analyse and interpret the data obtained from the agarose gel using graphical, UV spectrophotometric and software methods.</p> <p>CO3: Isolate the plasmid DNA and select the correct restriction enzymes to digest the vector DNA that Give cohesive ends, ligate it to make recombinant DNA and transform it with <i>E.coli</i> DH5α cells</p> <p>CO4: Mix the reaction components of PCR at appropriate concentration and operate the thermocycler to amplify the DNA</p> <p>CO5: Apply the knowledge of restriction digestion, ligation, transformation and PCR to design experiment to insert gene of interest into to a vector and confirm its presence either by PCR or by cloning and screening and interpret the data obtained from the results.</p>							
<p align="center"><b>List of experiments</b></p> <ol style="list-style-type: none"> <li>1. Isolation of genomic DNA from bacterial cells</li> <li>2. Isolation of genomic DNA from fungal cell</li> <li>3. Isolation of DNA from Blood by high salt method</li> <li>4. Quantification of DNA by UV spectrometer and agarose gel electrophoresis</li> <li>5. Extraction of Plasmid DNA</li> <li>6. Isolation of total RNA from prokaryotes</li> <li>7. Extraction of DNA from Agarose gel</li> <li>8. Restriction Enzyme Digestion of Vector and genomic DNA</li> <li>9. Ligation of restricted DNA to construct rDNA</li> <li>10. Competent cell preparation- Calcium Chloride method</li> <li>11. Transformation by heat-shock induction method</li> <li>12. PCR- 16S rDNA amplification</li> <li>13. Random Amplification of Polymorphic DNA</li> <li>14. Isolate DNA from any five different sources, quantify it and interpret your result by comparing the data obtained</li> <li>15. Make a recombinant DNA of your own gene of interest using the given vector and confirm it by the any one of the following techniques:             <ol style="list-style-type: none"> <li>(i) Transformation and blue-white screening Colony PCR</li> </ol> </li> </ol>								

Rev. No. 4

Passed in BoS Meeting held on 12/05/2023

Approved in Academic Council Meeting held on 03/06/2023

  
 BOS - CHAIRMAN Signature

References:														
1	Sambrook, J., Russel, D.W., "Molecular cloning - A laboratory manual", Third edition, Cold Spring Harbor Laboratory Press, Cold Spring Harbor, New York, USA, 2001.													
2	Ansubel, F.M., Brent, R., Kingston, R.E. and Moore, D.D., "Current Protocols in Molecular Biology", GeonePublication Associates, New York, USA, 1988.													
3	Isil Aksan Kurnaz, " Techniques in Genetic Engineering", CRC Press, Taylor & Francis Group, New York, 2015													
4	Gupta P.K., "Molecular Biology and Genetic Engineering", Rastogi Publications, Meerut, India, 2008													
	PO1	PO2	PO3	PO4	PO5	PO6	PO7	PO8	PO9	PO10	PO11	PO12	PSO1	PSO2
CO1	3	2	2	2	2		2	2	3	2	2	2	2	3
CO2	3	2	2	2		3	3	2	1		2	2	3	3
CO3	3	2	2	2	2		3	2	1		2	2	3	2
CO4	3	2	2	2		2		2	1	2		2	2	3
CO5	3	2	2	2		3	2	2	1		2	2	3	2

K.S.Rangasamy College of Technology - Autonomous R 2018									
50 BT 4P2 - Protein and Enzyme Engineering Laboratory									
B.Tech. Biotechnology									
Semester	Hours / Week			Total Hrs	Credit	Maximum Marks			
	L	T	P			C	CA	ES	Total
IV	0	0	4	60	2	60	40	100	
Objective(s)	<ul style="list-style-type: none"> <li>To impart basics of intra and extra cellular protein and enzyme extraction.</li> <li>To enable the biochemical characterization of enzymes</li> <li>To learn basic principles of enzyme and protein purifications.</li> <li>To know the active site amino acids using chemical modification method.</li> <li>To evaluate the molecular mechanism of protein using varioustools.</li> </ul>								
Course Outcomes	<p><b>At the end of the course, the students will be able to</b></p> <p>CO1: Analyze the extraction and estimation of intra cellularproteins            CO2: Find out effect of pH, temperature and <math>K_m</math> &amp; <math>V_{max}</math> for the givenenzyme            CO3: Elucidate the purification pattern through SDS-PAGE and its nativity byNATIVE-PAGE            CO4: Identify the method of production, estimation and immobilization ofenzyme            CO5: Analyze the active site modification of an enzyme using western blotting</p>								
<p><b>List of experiments</b></p> <ol style="list-style-type: none"> <li>Extraction and estimation of extra cellular proteins from bacteria and fungi</li> <li>Production and estimation of protease</li> <li>Digestion of milk protein into amino acids with quantification</li> <li>Effect of pH and Temperature on Acid phosphatase activity</li> <li>Kinetic characterization (<math>K_m</math> &amp; <math>V_{max}</math>) of Acid phosphatase - LB plot</li> </ol>									

6. Identification of inhibition types of Acid phosphatase
7. Purification of protein by ion exchange chromatography
8. SDS PAGE analysis for partial purification of protein sample
9. Identification of isozyme pattern of Peroxidase by Native-PAGE analysis
10. Immobilization of enzymes using gel entrapment method
11. Comparative kinetic characterization of free and immobilized enzymes
12. Engineering the active site using chemical modification method
13. Western blot - Analysis of protein expression pattern
14. Fabrication of enzyme sensors and demonstration of their functions
15. Quantification of purified protein in High Performance Liquid Chromatography

**Lab Manual:**

1	Simpson R. J, "Proteins and Proteomics: A lab manual", Cold Spring Harbor, US 2003.													
2	Hans Bisswanger and Leonie Bubenheim, "Enzyme Kinetics: Principles and Methods", April 2002.													
3	Richard F. Taylor, "Protein Immobilization: Fundamentals and applications" 1991.													
4	Tuck Seng Wong, "A Practical Guide to Protein Engineering", Springer Nature, ISBN: 9783030568986 ,2020													
	<b>PO1</b>	<b>PO2</b>	<b>PO3</b>	<b>PO4</b>	<b>PO5</b>	<b>PO6</b>	<b>PO7</b>	<b>PO8</b>	<b>PO9</b>	<b>PO10</b>	<b>PO11</b>	<b>PO12</b>	<b>PSO1</b>	<b>PSO2</b>
<b>CO1</b>	3	3	3	3	2	2	1		2	2	3	3	3	3
<b>CO2</b>	3	3	3	3	3		2	1	2		2	3	3	3
<b>CO3</b>	3	3	3	3	3	2		1		2	2	3	3	3
<b>CO4</b>	3	3	3	3	3		3	1	3		2	3	3	3
<b>CO5</b>	2	2	2	2	2		2			3	2	3	3	3

**K.S.Rangasamy College of Technology - Autonomous R 2018**

**50 TP 0P2 - CAREER COMPETENCY DEVELOPMENT II**

**COMMON TO ALL BRANCH**

Semester	Hours/Week			Total Hrs	Credit	Maximum Marks		
	L	T	P		C	CA	ES	Total
<b>IV</b>	<b>0</b>	<b>0</b>	<b>2</b>	<b>30</b>	<b>0</b>	<b>100</b>	<b>0</b>	<b>100</b>
<b>Course Objectives</b>	<ul style="list-style-type: none"> <li>• To help the learners to paraphrase the reading passages, to draft continuous writing and review texts in the academic and professional contexts</li> <li>• To help the learners to acquire the phonetic skills of the language and express themselves precisely for effective professional presentations</li> <li>• To help the learners to enrich their verbal reasoning and ability to match the employability requirements of the corporates</li> <li>• To help the learners to comprehend the preliminary level of aptitude skills required to attend placement and competitive online exams</li> <li>• To help the learners to comprehend the Pre - Intermediate level of aptitude skills required to attend placement and competitive online exams</li> </ul>							
<b>Course Outcomes</b>	<p><b>At the end of the course, the student will be able to</b></p> <p>CO1: Interpret and infer the meaning in the reading passages, organize continuous writing and review texts both academically and professionally.</p> <p>CO2: Adapt to and demonstrate the phonetic skills accurately for effective presentations professionally.</p> <p>CO3: Interpret the various concepts of verbal reasoning and relate for the concepts to the requirements of the competitive exams and employability</p>							

Rev. No. 4

Passed in BoS Meeting held on 12/05/2023

Approved in Academic Council Meeting held on 03/06/2023

  
 BOS - CHAIRMAN Signature

CO4: Infer the concepts of preliminary level of aptitude skills pertaining to competitive exams and company recruitments.
CO5 Infer the concepts of pre-intermediate level of aptitude skills pertaining to competitive exams and company recruitments.

Unit-1	Written Communication-Part3	Hrs
Reading Comprehension Level 2 (Paraphrasing Poems) - Letter Drafting - Email Writing – Paragraph Writing - Newspaper and Book Review Writing - Skimming and Scanning - Interpretation of Pictorial Representations. <b>Practices:</b> Sentence Completion-Sentence Correction-Jumbled Sentences-Synonyms&Antonyms - Using the Same Word as Different Parts of Speech-Editing <b>Materials:</b> Instructor Manual, Wordpower Made Easy Book, News Papers		6
Unit-2	Oral Communication-Part3	4
Self-Introduction-Miming(BodyLanguage)-Introduction to the Sounds of English-Vowels,Diphthongs Consonants, Introduction to Stress and Intonation - Extempore - News Paper and Book Review- Technical Paper Presentation. <b>Material:</b> Instructor Manual, News Papers		
Unit-3	Verbal Reasoning-Part1	8
Analogies-Alphabet Test-Theme Detection-Family Tree-Blood Relations(Identifying relationships among group of people) -Coding &Decoding-Situation Reaction Test -Statement&Conclusions <b>Material:</b> Instructor Manual , Verba I Reasoning by R.S.Aggarwal		
Unit-4	Quantitative Aptitude -Part1	6
Problem on Ages-Percentages-Profit and Loss-Simple&Compound Interest-Averages-Ratio ,Proportion <b>Material:</b> Instructor Manual, Aptitude Book		
Unit-5	Quantitative Aptitude -Part2	6
Speed,Time&Work and Distance-Pipes and Cisterns-Mixtures and Allegations-Races-Problem on Trains - Boats and Streams <b>Practices:</b> Puzzles, Sudoku, Series Completion, Problem on Numbers <b>Material:</b> Instructor Manual, Aptitude Book		
<b>Total</b>		<b>30</b>

Evaluation Criteria			
S. No.	Particular	Test Portion	Marks
1	Evaluation 1 - Written Test	15 Questions Each from Unit 1, 3, 4 & 5 (External Evaluation)	50
2	Evaluation 2 - Oral Communication	Extempore & Miming – Unit 2 (External Evaluation by English, MBA Dept.)	30
3	Evaluation 3 - Technical Paper Presentation	Internal Evaluation by the Dept.	20
<b>Total</b>			<b>100</b>

#### Reference Books

1. Aggarwal, R.S. "A Modern Approach to Verbal and Non-verbal Reasoning", Revised Edition 2008, Reprint 2009, S. Chand & Co Ltd., New Delhi.
2. Abhijit Guha, "Quantitative Aptitude", TMH, 3<sup>rd</sup> edition
3. Objective Instant Arithmetic by M.B. Lal & Goswami Upkar Publications.
4. Word Power Made Easy by Norman Lewis W.R. GOYAL Publications

#### Note:

- Instructor can cover the syllabus by Classroom activities and Assignments (5 Assignments/week)
- Instructor Manual has Class work questions, Assignment questions and Rough work pages
- Each Assignment has 20 questions from Unit 1, 3, 4 and Unit 5 and 5 questions from Unit 2.

Evaluation has to be conducted as like Lab Examination

	PO1	PO2	PO3	PO4	PO5	PO6	PO7	PO8	PO9	PO10	PO11	PO12	PSO1	PSO2
CO1	1	2	1	1	1	1	1	1	1	3	2	3		2

Rev. No. 4

Passed in BoS Meeting held on 12/05/2023

Approved in Academic Council Meeting held on 03/06/2023

  
 BOS - CHAIRMAN Signature

CO2		1		1	1	1	1	1	2	3	2	3		
CO3	1	1	1	1	2	3	1	1	2	3	2	3	1	1
CO4	3	2	2	2	1	2	1	1	2	3	2	3	2	2
CO5	3	2	2	2	1	2	1	1	2	3	2	3	2	2

**K.S.Rangasamy College of Technology – Autonomous R 2018**

**50 BT 501 - Plant And Animal Biotechnology**

**B. Tech. Biotechnology**

Semester	Hours / Week			Total Hrs	Credit	Maximum Marks		
	L	T	P		C	CA	ES	Total
V	3	0	0	45	3	50	50	100

**Objective(s)**

- To develop the skills of the students in the area of Plant Biotechnology and its wide applications.
- To widen the knowledge about the production and applications of Transgenic plants and its uses.
- To produce potential biofertilizers using valuable native microbial strains for sustainable agriculture.
- To widen the knowledge about production and applications of transgenic animals.
- To understand the importance of ethical issues involved in the production of transgenic animals.

**Course Outcomes**

**At the end of the course, the students will be able to**  
 CO1: Describe the concepts of plant tissue culture, media preparation in the field of *in vitro* culture of plants.  
 CO2: Investigate the process of conservation of plants for future posterity and Production of Hybridplants.  
 CO3: Learn the prospects and problems of GM crops along with the guidelines as well as safety Regulations for transgenic plants.  
 CO4: Depict the crucial animal cell culture techniques and types of media used in animal cell cultures  
 CO5: Exemplify the concept of cytotoxic and viability assessment using different assays.

Note: The hours given against each topic are of indicative. The faculty has the freedom to decide the hours required for each topic based on importance and depth of coverage required. The marks allotted for questions in the examinations shall not depend on the numbers hours indicated.

**PLANT TISSUE CULTURE**

History of Plant tissue culture, preparation of Plant tissue culture media and Plant growth regulators, Sterilization of explants, Callus and suspension cultures, Micropropagation, meristem culture, organogenesis, regeneration of shoots and roots. Embryo culture, Somatic embryogenesis, Synthetic seeds, Haploid plant production: Anther, pollen and ovary culture, Protoplast culture, Somatic hybrids and Cybrids, Transfer and establishment of whole plants to greenhouse and field.

[9]

**TRANSGENIC PLANTS**

Organization and expression of chloroplast genome and mitochondrial genome- Gene transformation techniques: Direct gene transformation: Electroporation, particle gun method, Lipofection, Microinjection, Fibre mediated DNA delivery and Laser induced DNA delivery. Biological gene transfer: Agrobacterium mediated gene transformation Transgenic plants: Disease resistance; Insect resistance, virus resistance, Biotic and abiotic stress resistance, GM Crops- Prospects and problems.

[9]

**APPLICATIONS OF PLANT BIOTECHNOLOGY**

Production of antibodies and biodegradable plastics in plants. Applications of secondary metabolites: Isolation, characterization and drug development, Plant derived vaccines: Edible vaccines and Plantigens. Applications of Antisense RNA technology. Organic agriculture, precision farming and hydroponics. Phytoremediation

[9]

**INTRODUCTION TO ANIMAL CELL LINE**

Introduction to Animal cell culture, Basic tissue culture techniques, Animal cell culture media and its preparations, Types of primary culture – Chicken embryo fibro blast culture – Chicken liver and kidney culture- Secondary culture –Trypsinization, Suspension cultures, dependent culture, Continuous flow cultures, Immobilized cultures, Role of serum and supplements, Mass transfer in mammalian cell culture. Maintenance and preservation of animal cell cultures; Measurement of viability and cytotoxicity.

[9]

**TRANSGENIC ANIMALS AND APPLICATIONS OF ANIMAL BIOTECHNOLOGY**

Cloning techniques in animals, Gene transformation techniques in animals. Transgenic animals: Transgenic mice, transgenic rabbits, Transgenic cattle, Transgenic Pig and Transgenic Fish, Ethical issues related to transgenic animals.

Rev. No. 4

Passed in BoS Meeting held on 12/05/2023

Approved in Academic Council Meeting held on 03/06/2023

  
 BOS - CHAIRMAN Signature

Organ culture technology- production of complete organ. Biotechnology in animal production, manipulation of growth hormone, somatotropic hormone.

**Text book(s):**

1	Singh, B.D., "Biotechnology", First Edition, Kalyani Publishers, New Delhi, India, 2015.
2	Ranga, M.M., "Animal Biotechnology", Third Edition, Agrobios India limited, Jodhpur. India, 2013.

**Reference(s):**

1	Purohit, S. S., "Plant Tissue Culture", Student Edition, Jodhpur, India, 2010.
2	Singh, B.D., "Biotechnology", First Edition, Kalyani Publishers, New Delhi, India, 2005.
3	Ian freshney, R., "Culture of Animal Cells", Fifth th Edition, Wiley Publications, New Delhi, India, 2006.
4	Suresh Kumar Gahlawat, Joginder Singh Duhan, Raj Kumar Salar, Priyanka Siwach, Suresh Kumar, Pawan Kaur, "Advances in Animal Biotechnology and its Applications", Springer Nature Singapore Pvt. Ltd., 2018

	PO1	PO2	PO3	PO4	PO5	PO6	PO7	PO8	PO9	PO10	PO11	PO12	PSO 1	PSO 2
CO1	3	2	3	3			3	3	2		3	3	3	3
CO2	3	2	3	3	3			2	2	3		2	3	3
CO3	3	2	3	3	2	2	3	3	3		3	2	3	3
CO4	3	2	2	3	2	3	3	2	3		3	2	3	3
CO5	3	2	3	3	2		2	2	2		3	2	3	3

Rev. No. 4  
 Passed in BoS Meeting held on 12/05/2023  
 Approved in Academic Council Meeting held on 03/06/2023

  
 BOS - CHAIRMAN Signature

**K.S.Rangasamy College of Technology – Autonomous R 2018**

**50 BT 502 – Bioinformatics**

**B. Tech. Biotechnology**

Semester	Hours / Week			Total Hrs	Credit	Maximum Marks		
	L	T	P			C	CA	ES
V	3	0	0	45	3	50	50	100
<b>Objective(s)</b>	<ul style="list-style-type: none"> <li>• To develop inter disciplinary skills in the application of computers in biotechnology and learn about the biological databases and machine learning techniques</li> <li>• To learn about the bioinformatics databases, databanks, data format and data retrieval from the online sources.</li> <li>• To Analyze the structure and functions of protein and DNA using <i>in silico</i> tools</li> <li>• To understand the concepts involved in biological macromolecular structures and structure prediction methods.</li> <li>• To apply the acquired programming Knowledge in <i>in silico</i> Biology</li> </ul>							
<b>Course Outcomes</b>	<p><b>At the end of the course, the students will be able to</b></p> <p>CO1: Get acquainted with various biological primary databases, secondary databases and different sequence formats.</p> <p>CO2: Characterize the optimal alignment of sequences either by local or global algorithm and apply BLAST and FASTA algorithms in similarity search.</p> <p>CO3: Classify the phylogenetic analysis, and categorize the protein and RNA structure prediction algorithms.</p> <p>CO4: Describe and deduce soft computing algorithms that are applied in gene prediction and in protein structure patterns.</p> <p>CO5: Write, compile, and run Perl programs, Analyze the effects of using Perl structures that implement decisions, loops, and store arrays</p>							

Note: The hours given against each topic are of indicative. The faculty has the freedom to decide the hours required for each topic based on importance and depth of coverage required. The marks allotted for questions in the examinations shall not depend on the numbers hours indicated.

**INTRODUCTION TO BIOINFORMATICS**

Introduction to Operating Systems, Linux Commands, File transfer protocols, telnet. Definition, Scope of Bioinformatics, Biological Sequences, Characteristics and categories of Biological databases, Data file formats, Data life Cycle and Database Management System models. [9]

**PATTERN MATCHING**

Pairwise sequence alignment: Dot matrix analysis, Local vs global alignment; Substitution matrices: PAM and BLOSUM, Dynamic programming: Needleman Wunch and Smith waterman algorithm; BLAST-PSI and PHI, FASTA; Multiple sequence alignment, Generating motifs and profiles. [9]

**PHYLOGENY AND HOMOLOGY MODELING**

Phylogenetic analysis: Distance based method; Character based method, Boot Strapping, Protein Secondary structure and tertiary structure prediction methods. Homology modelling, ab initio approaches, Threading, CASP and Structural genomics. [9]

**MACHINE LEARNING AND APPLICATIONS OF BIOINFORMATICS**

ANN in protein secondary structure prediction. HMM for gene finding, Decision trees, Support Vector Machines. Introduction to System Biology and Synthetic Biology, Microarray data analysis, DNA computing, Molecular Docking. [9]

**PERL PROGRAMMING**

Basics of PERL programming for Bioinformatics: Datatypes, scalars and collections, operators, Program control flow constructs, Library Functions: String specific functions, User defined functions and File handling. [9]

**Total Hours = 45 hours**

**Text book(s):**

- |   |                                                                                                                               |
|---|-------------------------------------------------------------------------------------------------------------------------------|
| 1 | Arthur K. Lesk, "Introduction to Bioinformatics" Oxford University Press. ,4 <sup>th</sup> edition 2014                       |
| 2 | Rastogi, S.C., "Bioinformatics – Concepts, skills and applications", CBS Publishers and Distributors, New Delhi, India, 2003. |

**Reference(s):**

Rev. No. 4  
 Passed in BoS Meeting held on 12/05/2023  
 Approved in Academic Council Meeting held on 03/06/2023

  
 Chairman - BOS  
 BOS - CHAIRMAN Signature



1	David W. Mount., "Bioinformatics Sequence and Genome Analysis", 2nd Edition, Cold Spring Harbor Laboratory Press, New York, US, 2004.													
2	EijaKorpelainen, JarnoTuimala, PanuSomervuo, Mikael Huss and Garry Wong, "RNA-Seq Data Analysis: A Practical Approach", CRC Press, 2014													
3	Xinkun Wang, "Next Generation Sequencing Data Analysis", CRC Press, 2016													
4	Durbin R., Eddy S., Krogh A., Mitchison G., "Biological Sequence Analysis Probabilistic Models of proteins and nucleic acids", Cambridge University Press, 2013													
	<b>PO1</b>	<b>PO2</b>	<b>PO3</b>	<b>PO4</b>	<b>PO5</b>	<b>PO6</b>	<b>PO7</b>	<b>PO8</b>	<b>PO9</b>	<b>PO10</b>	<b>PO11</b>	<b>PO12</b>	<b>PSO1</b>	<b>PSO2</b>
<b>CO1</b>	3	3		2	3			2	3	3	2	3	3	2
<b>CO2</b>	3	3		2	3	3	3	2	3	3	2	3	3	2
<b>CO3</b>	3	2	3	2	3		3		3		1	2	3	3
<b>CO4</b>	3	2	3	2	3		1		2	1	1	3	3	3
<b>CO5</b>	3	3	2	3	2		2			2	3	3	3	3

<b>K.S.Rangasamy College of Technology – Autonomous R 2018</b>								
<b>50 BT 503 – Bioprocess Technology</b>								
<b>B. Tech. Biotechnology</b>								
<b>Semester</b>	<b>Hours / Week</b>			<b>Total Hrs</b>	<b>Credit</b>	<b>Maximum Marks</b>		
	<b>L</b>	<b>T</b>	<b>P</b>		<b>C</b>	<b>CA</b>	<b>ES</b>	<b>Total</b>
<b>V</b>	3	1	0	60	4	50	50	100
<b>Objective(s)</b>	<ul style="list-style-type: none"> <li>To learn the historical development in bioprocess technology of production and recovery process.</li> <li>To design a bioreactors and the strategy of scale up reactor for commercial prospects.</li> <li>To develop and predict the construction of ancillaries for fermentor system.</li> <li>To enable the knowledge of fluid behavior and analyze the biodynamic property.</li> <li>To understand the important concepts of software's in monitoring and validation of Bioprocess Technology</li> </ul>							
<b>Course Outcomes</b>	<p><b>At the end of the course, the students will be able to</b></p> <p>CO1: Enumerate the historical development, types of fermentation process and bioproduct recovery</p> <p>CO2: Design a kinetic parameters of cell growth of structured and unstructured model</p> <p>CO3: Illustrate the concept of design and construction of reactor with its controlling strategies</p> <p>CO4: Determine the scale up of the bioreactors with respect to mixing and power consumption</p> <p>CO5: Simulate and validate the protocol of bioprocess technology through soft wares.</p>							
<p>Note: The hours given against each topic are of indicative. The faculty has the freedom to decide the hours required for each topic based on importance and depth of coverage required. The marks allotted for questions in the examinations shall not depend on the numbers hours indicated.</p>								



**INTRODUCTION TO BIOPROCESS TECHNOLOGY**

Introduction to Bioprocessing: Historical development of Bioprocess technology, General requirements and types of fermentation processes, Designing of media for fermentation process, aerobic and anaerobic fermentation process. Bio-product recovery process: Filtration, sedimentation, centrifugation, precipitation, cell disruption, chromatography, crystallization, lyophilization and drying.[9]

**FERMENTATION PROCESSES**

Medium requirements for fermentation processes, batch growth, balanced growth, effect of substrate concentration. Monod model. Determining cell kinetic parameters from batch data. Kinetics of cell growth- Structured and unstructured models. Growth associated (primary) and non-growth associated (secondary) product formation kinetics [9]

**PROCESS DESIGN AND CONTROL OF BIOREACTORS**

Bioreactor design and construction - Reactor Engineering in perspective. Types of Reactors (Batch, Fed Batch and Continuous). Design of Stirrers and impellers. Principles and Strategies for Control of Bioreactors (feedback, feed forward, adaptive and statistical, fuzzy logic control). Bioprocess design for Plant and Animal cell reactor [9]

**RHEOLOGY AND SCALE UP OF FERMENTATION**

Newtonian and Non Newtonian fluids, Effect of scale on oxygenation, mixing, sterilization, nutrient availability and supply. Bioreactor scale up based on constant power consumption per volume, mixing time, impeller tip speed (shear), Oxygen transfer in bioreactors, Measurement of volumetric mass transfer coefficient, Scale-up criteria for bioreactors based on oxygen transfer [9]

**SIMULATION AND VALIDATION IN BIOPROCESS TECHNOLOGY**

Simulation techniques (Software): Reactor design (Autocad, ANSYS Fluent,) and evaluation of Design of experiments (DOE), Steady state material and energy balance programs (FLOWTRAN); Dynamic simulation of the bioreactor. Simulation of CSTR in continuous and batch reactor using MATLAB. Application of modelling and simulation in bioprocess industries [9]

**Total Hours: 45 + 15(Tutorial) = 60 hours****Text book(s):**

- 1 Rao, D.G., "Introduction to Biochemical Engineering", Second Edition, Tata McGraw Hill Education Pvt. Ltd., New Delhi, India, 2010.
- 2 Ashok Kumar verma, Process Modelling and Simulation in Chemical, Biochemical and Environmental Engineering, CRC Publication press. 2014.

**Reference(s):**

- 1 Shuler, M.L. and Kargi, F., "Bioprocess Engineering Basic Concepts", Prentice Hall of India, Pvt. Ltd., New Delhi, India, 2003.
- 2 Chien Wei Ooi, Pau Loke Show, Tau Chuan Ling, "Bioprocess Engineering Downstream Processing", CRC Press, 2019
- 3 Kim Gail Clarke, "Bioprocess Engineering An Introductory Engineering and Life Science Approach", Elsevier Science, 2013.
- 4 Elsevier Science, "Bioprocess Technology Kinetics and Reactors", Springer New York, 2012

	PO1	PO2	PO3	PO4	PO5	PO6	PO7	PO8	PO9	PO10	PO11	PO12	PSO1	PSO2
<b>CO1</b>	2	3	3	3	3	3	3	1		3	3	3	3	3
<b>CO2</b>	2	3	3	3	2	3	2		2	3	3	3	3	3
<b>CO3</b>	2	3	3	2	3	3	2	2	1		3	3	3	3
<b>CO4</b>	3	2	3	3		2	3			3	3	3	3	3
<b>CO5</b>	3	3	2	3	3	3		1	3	3	3	3	3	3

**K.S.Rangasamy College of Technology – Autonomous R 2018**

**50 BT 504 - Heat and Mass Transfer Operations**

**B. Tech. Biotechnology**

Semester	Hours / Week			Total Hrs	Credit	Maximum Marks		
	L	T	P			C	CA	ES
V	3	1	0	60	4	50	50	100

<b>Objective(s)</b>	<ul style="list-style-type: none"> <li>To impart basic principles of heat transfer operations.</li> <li>To understand the heat transfer principles with phase change operations.</li> <li>To learn mass transfer principles for diversified applications.</li> <li>To understand different types of mass transfer operations.</li> <li>To apply heat and mass transfer principles for biological systems.</li> </ul>
---------------------	----------------------------------------------------------------------------------------------------------------------------------------------------------------------------------------------------------------------------------------------------------------------------------------------------------------------------------------------------------------------------------------------------------------------

<b>Course Outcomes</b>	<p><b>At the end of the course, the students will be able to</b></p> <p>CO1: Demonstrate the different modes of heat transfer and estimation of heat transfer coefficient.</p> <p>CO2: Quantify heat transfer for phase change operations and know types of heat exchangers and flow arrangements.</p> <p>CO3: Interpret the principle of molecular diffusion, continuous rectification and gas absorption</p> <p>CO4: Demonstrate the operations of extraction, leaching, adsorption and drying.</p> <p>CO5: Highlight the heat and mass transfer correlations and applications in bioreactors.</p>
------------------------	------------------------------------------------------------------------------------------------------------------------------------------------------------------------------------------------------------------------------------------------------------------------------------------------------------------------------------------------------------------------------------------------------------------------------------------------------------------------------------------------------------------------------------------------------------------------------------------------------

Note: The hours given against each topic are of indicative. The faculty has the freedom to decide the hours required for each topic based on importance and depth of coverage required. The marks allotted for questions in the examinations shall not depend on the numbers hours indicated.

**Basics of Heat Transfer Operations**

Modes of heat transfer operation: Fourier's law of heat conduction, heat transfer resistance and conductance, thermal conductivity, steady state conduction, heat flow through plane wall, composite wall, cylindrical surface and sphere; convection; individual heat transfer coefficient and overall heat transfer coefficient. [9]

**Heat Transfer with Phase Change and Heat Exchangers**

Heat exchangers-shell and tube and double pipe heat exchangers, flow arrangements in heat exchangers, energy balance, LMTD, single and multiple effect evaporators; natural and forced circulation evaporators; heat transfer with phase change. Case studies. [8]

**Diffusion, Vapour-liquid and Gas-liquid operations**

Molecular diffusion in gas, liquid and solids, mass transfer coefficients, Interphase mass transfer, diffusivity and flux calculations; Simple distillation, Continuous rectification- Binary systems, McCabe Thiele analysis and calculations. Absorption: principle; minimum liquid-gas ratio; Industrial absorbers. Case studies. [10]

**Liquid-liquid, Solid-liquid and Solid-fluid operations**

Liquid-liquid extraction-distribution co-efficient, Solvent selection criteria for extraction, extraction equipment. Solid-liquid extraction –principle, operation and equipment. Adsorption: principle; batch and fixed bed adsorption. Drying: basic principle, drying curve and industrial dryers. [10]

**Applications of Heat and Mass Transfer in Biological Systems**

Heat transfer in bioreactors, Relationship between heat transfer, cell concentration and stirring conditions; Role of diffusion in bioprocess, Factors affecting oxygen transfer in fermenters, Mass transfer correlations for oxygen transfer. Case studies. [8]

**Total Hours: 45 + 15(Tutorial) = 60 hours**

**Text book(s):**

1	McCabe, W.L., Smith, J.C., and Harriott, P. "Unit Operations of Chemical Engineering", 7 <sup>th</sup> Edition., McGraw Hill International Edition, 2005.
2	Kern, D.Q., "Process Heat Transfer" McGraw -Hill International Book Company, 1999.

**Reference(s):**

1	Sachdeva R.C., "Fundamentals of Engineering Heat and Mass Transfer" New Age Science, 2009.
2	Geankoplis, C.J., "Transport Processes and Unit Operations", Prentice Hall Inc., 1993.
3	Pauline M. Doran "Bioprocess Engineering Principles" 2nd edition, Academic Press, 2005.
4	Kurt Rolle, "Heat and Mass Transfer", 2 <sup>nd</sup> edition, Cengage Learning, 2015

Rev. No. 4

Passed in BoS Meeting held on 12/05/2023

Approved in Academic Council Meeting held on 03/06/2023

  
Chairman - BOS

BOS - CHAIRMAN Signature

	PO1	PO2	PO3	PO4	PO5	PO6	PO7	PO8	PO9	PO10	PO11	PO12	PSO1	PSO2
CO1	3	3	2	2	2	3	2	3		3	2	3	3	3
CO2	2	3	3	3	2	3	2		2	2	2	2	2	3
CO3	3	3	3	3	2	3	3	2	2	3	2	3	3	3
CO4	3	3	2	2	2	2	3			3	3	3	3	3
CO5	3	3	3	3	3	3	2	2		3	2	2	3	2

K.S.Rangasamy College of Technology – Autonomous R2018								
50 MY 004 - Universal Human Values								
Common to all branches								
Semester	Hours/Week			Total Hours	Credit	Maximum Marks		
	L	T	P			C	CA	ES
V	2	1	0	45	3	50	50	100
<b>Objective(s)</b>	<ul style="list-style-type: none"> <li>To identify the essential complementarity between 'values' and 'skills'</li> <li>To ensure core aspirations of all human beings.</li> <li>To achieve holistic perspective towards life and profession</li> <li>To acquire ethical human conduct, trustful and mutually fulfilling human behavior</li> <li>To enrich interaction with Nature</li> </ul>							
<b>Course Outcomes</b>	<p><b>At the end of the course, the students will be able to</b></p> <p>CO1: Become more aware of themselves, and their surroundings  CO2: Responsible in life, and in handling problems with sustainable solutions  CO3: Maintain human relationships and human nature  CO4: Committed towards human values, human relationship and human society  CO5: Improve critical ability and apply it day-to-day life</p>							
<p>Note: The hours given against each topic are of indicative. The faculty have the freedom to decide the hours required for each topic based on importance and depth of coverage required. The marks allotted for questions in the examinations shall not depend on the number of hours indicated.</p>								
<p><b>Introduction to value Education</b>  Understanding value Education-Self exploration as the process for value education-Continuous Happiness and prosperity-the basic human aspirations-right understanding-relationship and physical facility –happiness and prosperity - current scenario – method to fulfill the basic human aspirations</p> <p style="text-align: right;">[9]</p>								
<p><b>Harmony in the Human Being</b>  Understanding Human being as the Co-Existence of the self and the Body-Distinguishing between the needs of the self and the body-the body as an instrument of the self-understanding harmony in the self-harmony of the self with the body – programme to ensure self-regulation and health</p> <p style="text-align: right;">[9]</p>								
<p><b>Harmony in the Family and Society</b>  Harmony in the Family –the basic unit of human interaction-values in human- to - human relationship –‘Trust’ the foundation value in relationship –‘Respect’- as the right evaluation-understanding harmony in the society – vision for the universal human order.</p> <p style="text-align: right;">[9]</p>								
<p><b>Harmony in the Nature/Existence</b>  Understanding harmony in the Nature-Interconnectedness, self-regulation and mutual fulfillment among the</p>								

Rev. No. 4

Passed in BoS Meeting held on 12/05/2023

Approved in Academic Council Meeting held on 03/06/2023

  
Chairman - BOS

BOS - CHAIRMAN Signature

four orders of nature – realizing existence as co-existence at all levels –the holistic perception of harmony in existence.

[9]

### Implications of the Holistic Understanding

Natural Acceptance of human values- definitiveness of human conduct- a basis for humanistic education, humanistic constitution and universal human order- competence in professional ethics –holistic technologies, production systems and management models-typical case studies – strategies for transition towards value

[9]

**Total hours: 45**

### Text books

1	A Foundation Course in Human Values and Professional Ethics, R R Gaur, R Asthana, G P Bagaria, 2 <sup>nd</sup> Revised Edition, Excel Books, New Delhi, 2019. ISBN 978-93-87034-47-1
2	Teachers' Manual for A Foundation Course in Human Values and Professional Ethics, R R Gaur, R Asthana, G P Bagaria, 2 <sup>nd</sup> Revised Edition, Excel Books, New Delhi, 2019. ISBN 978-93-87034-53-2
<b>References:</b>	
1	Jeevan Vidya: EkParichaya, A Nagaraj, Jeevan Vidya Prakashan, Amarkantak, 1999.
2	Human Values, A.N. Tripathi, New Age Intl. Publishers, New Delhi, 2004.

CO	PO												DSO			
	1	2	3	4	5	6	7	8	9	10	11	12	1	2	3	
CO1	3	3	3	2	2	3	3	3	2	3	3	1				3
CO2	3	3	3	2		3	3	3	2	3	2	1				3
CO3	3	3	2			3	3	3	3	3	2	1				3

K.S.Rangasamy College of Technology – Autonomous R 2018								
50 BT 5P1 – Plant And Animal Biotechnology Laboratory								
B. Tech. Biotechnology								
Semester	Hours / Week			Total Hrs	Credit	Maximum Marks		
	L	T	P			C	CA	ES
V	0	0	4	60	2	60	40	100
<b>Objective(s)</b>	<ul style="list-style-type: none"> <li>The student would have learnt about animal cell culture, molecular diagnostic of animal diseases and transgenic animal production.</li> <li>To experiment the techniques involved in Plant tissue culture.</li> <li>To understand the applications of genetic engineering in plants and to develop transgenic plants.</li> <li>To experiment the techniques in sterilization and maintenance of various Animal cell culture for molecular diagnostic of Animal diseases and transgenic Animal production.</li> <li>To discuss about animal cell culture, molecular diagnostic of animal diseases and transgenic animal production.</li> </ul>							
<b>Course Outcomes</b>	<p><b>At the end of the course, the students will be able to</b></p> <p>CO1: Adapt the preparation of plant tissue culture media for plant cell, tissue and organ culture with effective and safe operation.</p> <p>CO2: Illustrate the steps involved in developing a reliable protocol and required hormonal combination for <i>in vitro</i> culturing of plants.</p> <p>CO3: Experiment the aseptic explant production through <i>in vitro</i> seed germination and micro propagation,</p> <p>CO4: Adapt the preparation of animal cell culture media and to know about trypsinization, sub culturing process for various applications in animal Biotechnology.</p> <p>CO5: experiment the process of sub culturing without and contamination and isolation of Primary cells</p>							

Rev. No. 4

Passed in BoS Meeting held on 12/05/2023

Approved in Academic Council Meeting held on 03/06/2023

  
Chairman - BOS

BOS - CHAIRMAN Signature

from Chicken fibroblast.

**Note:** The hours given against each topic are of indicative. The faculty have the freedom to decide the hours required for each topic based on importance and depth of coverage required. The marks allotted for questions in the examinations shall not depend on the numbers hours indicated.

### List of experiments

#### PLANT BIOTECHNOLOGY

1. Preparation of stock solutions of MS basal medium and plant growth regulator stocks and safety regulations.
2. Aseptic culture techniques for establishment and maintenance of cultures
3. Micropropagation of plants through meristematic explants.
4. Multiplication of plant through Micropropagation using phytohormones
5. Micropropagation of Rice by indirect organogenesis from embryo
6. Haploid plant production (Ovary and Pollen culture)
7. *Agrobacterium* mediated gene transformation and hairy root culture
8. Preparation of synthetic seed

#### ANIMAL BIOTECHNOLOGY

9. Basic Animal handling methods
10. Preparation of various animal cell line media
11. Sterilization procedures followed in cell line laboratory
12. Cytotoxicity assay (MTT assay)
13. Cell counting method using hemacytometer
14. Isolation of Primary cells from Chicken fibroblast
15. Scaffold preparation for 3-D culture (Bovine pericardium)

Total Hours = 60 hours

#### Text book(s):

1. Gamborg, O.L. and Philips G.C., "Plant Cell, Tissue and Organ Culture fundamental Methods", Narosa Publishing House, New Delhi, India, 2018.
2. Ian Freshney, R., "Culture of Animal Cells", Fifth Edition, Wiley Publications, New Delhi, India, 2006.

	PO1	PO2	PO3	PO4	PO5	PO6	PO7	PO8	PO9	PO10	PO11	PO12	PSO1	PSO2
<b>CO1</b>	3	2	2	2	2	2		2	2	2	2	2	3	3
<b>CO2</b>	3	2	2	2		3		2	2			2	3	3
<b>CO3</b>	3	2	2	2		3	2	2	2		3	2	3	3
<b>CO4</b>	3	2	2	2	3			2	2	3		2	3	3
<b>CO5</b>	3	2	2	2				2	2		3	2	3	3

Rev. No. 4

Passed in BoS Meeting held on 12/05/2023

Approved in Academic Council Meeting held on 03/06/2023

  
Chairman - BOS

BOS - CHAIRMAN Signature

**K.S.Rangasamy College of Technology – Autonomous R 2018**

**50 BT 5P2 – Bioprocess Technology Laboratory**

**B. Tech. Biotechnology**

Semester	Hours / Week			Total Hrs	Credit	Maximum Marks		
	L	T	P		C	CA	ES	Total
V	0	0	4	60	2	60	40	100

<b>Objective(s)</b>	<ul style="list-style-type: none"> <li>• To understand the industrial requirement of fermentation process for bio-product.</li> <li>• To study the different factors affecting the yield and biomass of product.</li> <li>• To empower the knowledge of mixed flow reactor and its estimation of KLa value.</li> <li>• To illustrate the various unit operation involved in product development.</li> <li>• To demonstrate the aspects of modelling and simulation in Bioprocess Technology.</li> </ul>
---------------------	---------------------------------------------------------------------------------------------------------------------------------------------------------------------------------------------------------------------------------------------------------------------------------------------------------------------------------------------------------------------------------------------------------------------------------------------------------------------------------------------------------

<b>Course Outcomes</b>	<p><b>At the end of the course, the student can able to</b></p> <p>CO1: Handle the techniques of media optimization and determine the K<sub>la</sub> for bioprocess</p> <p>CO2: Illustrate the concept of microbial growth and its thermal death kinetics</p> <p>CO3: Demonstrate the kinetics of mixed flow reactor and the role of K<sub>la</sub> through sodium oxidation method</p> <p>CO4: Validate the biomass coefficient of yeast and demonstrate the simulation software for bioreactor</p> <p>CO5: Demonstrate the production of industrial enzymes through modelling in the system</p>
------------------------	---------------------------------------------------------------------------------------------------------------------------------------------------------------------------------------------------------------------------------------------------------------------------------------------------------------------------------------------------------------------------------------------------------------------------------------------------------------------------------------------------------------------------------------------------------------------------------------------------

**Note:** The hours given against each topic are of indicative. The faculty have the freedom to decide the hours required for each topic based on importance and depth of coverage required. The marks allotted for questions in the examinations shall not depend on the numbers hours indicated.

List of experiments

1. Media optimization – Plackett Burman design
2. Determination of K<sub>la</sub> value by gassing out method
3. Evaluation of parameters on Monod model for growth of microorganism
4. Thermal Death Kinetics of microorganisms
5. Study of Mixed flow reactor and its kinetics design of reaction
6. Determination of K<sub>la</sub> by sodium sulphide oxidation method
7. Determination of yield and biomass coefficient of Yeast on glucose
8. Simulation of Batch and continuous Reactor by SIMULINK
9. Modelling of Batch, Fed Batch and Continuous using Berkeley Madonna software.
10. Solid state fermentation process of production of industrial enzymes.
11. Production of secondary metabolites in synthetic media using fermentor
12. Extraction and Production of protease enzyme activity from microbial source
13. Solvent extraction technique for product recovery
14. Production and estimation of bioethanol from different sources

15. Residence time distribution														
														<b>Total Hours = 60 hours</b>
<b>Text book(s):</b>														
1	Ponmurugan. P., Nithya Ramasubramanian and M. Fredimoses., "Experimental Procedures in Bioprocess Technology and Downstream Processing", Anjanaa Book House, Chennai, India, 2012.													
2	Ashok Kumar verma, Process Modelling and Simulation in Chemical, Biochemical and Environmental Engineering, CRC Publication press. 2014.													
	<b>PO 1</b>	<b>PO2</b>	<b>PO3</b>	<b>PO4</b>	<b>PO5</b>	<b>PO6</b>	<b>PO7</b>	<b>PO8</b>	<b>PO9</b>	<b>PO10</b>	<b>PO11</b>	<b>PO12</b>	<b>PSO1</b>	<b>PSO2</b>
<b>CO1</b>	3	2	2	2	3	2	2	2		3	2	2	3	3
<b>CO2</b>	2	3	2	3	2	2	3			2	2	3	3	3
<b>CO3</b>	3	3	2	2	2	3	2		2	2	3	3	3	3
<b>CO4</b>	3	2	3	2	3	3	2			2	3	2	3	3
<b>CO5</b>	3	3	3	2	2	2	2	2		3	3	3	3	3

<b>K.S.Rangasamy College of Technology – Autonomous 2018</b>								
<b>50 TP 0P3 - CAREER COMPETENCY DEVELOPMENT III</b>								
<b>COMMON TO ALL BRNACHES</b>								
Semester	Hours/Week			Total Hrs	Credit	Maximum Marks		
	L	T	P		C	CA	ES	Total
V	0	0	2	30	0	100	0	100
<b>Course Objectives</b>	<ul style="list-style-type: none"> <li>To help the learners to enrich the written and oral communication skills in the academic and professional contexts</li> <li>To help the learners to enrich their verbal and logical reasoning ability to meet out the employability requirements of the companies</li> <li>To help the learners to comprehend the Intermediate level of aptitude skills required to attend placement and competitive online exams</li> <li>To help the learners to enhance their knowledge in the quantitative aptitude skills in algebraic and linear equations.</li> <li>To help the learners to augment the core technical and coding skills of their respective domains to compete in coding contests</li> </ul>							
<b>Course Outcomes</b>	<p><b>At the end of the course, the student will be able to</b></p> <p>CO1: Examine the written and oral communication skills in the academic and professional contexts</p> <p>CO2: Interpret the concepts of verbal reasoning and relate for the concepts to the requirements of the competitive exams and employability</p> <p>CO3: Infer the concepts of intermediate level of aptitude skills pertaining to competitive exams and company recruitments.</p> <p>CO4: Assess their comprehension in the quantitative aptitude skills in algebraic and linear equations.</p> <p>CO5: Review the core technical and coding skills of their respective domains to compete in coding contests</p>							
<b>Unit-1</b>	<b>Written and Oral Communication- Part1</b>							Hrs
	Reading Comprehension Level 3 - Self Introduction - News Paper Review - Self Marketing - Debate-Structured and Unstructured GDs Psychometric Assessment — Types & Strategies to answer the questions <b>Practices:</b> Sentence Completion- Sentence Correction - Jumbled Sentences - Synonyms & Antonyms - Using the Same Words as Different Parts of Speech- Interpretation of Pictorial Representations-Editing-GD-Debate. <b>Materials:</b> Instructor Manual, Wordpower Made Easy Book, News Papers							6
<b>Unit-2</b>	<b>Verbal &amp; Logical Reasoning-Part1</b>							
	Syllogism - Assertion and Reasons - Statements and Assumptions - Identifying Valid Inferences - identifying Strong Arguments and Weak Arguments-Statements and Conclusions-Cause and Effect-Deriving Conclusions from Passages - Seating Arrangements. <b>Practices:</b> Analogies - Blood Relations - Statement & Conclusions. <b>Materials:</b> Instructor Manual, Verbal Reasoning by R.S. Aggarwal							8



<b>Unit-3</b>	<b>Quantitative Aptitude-Part3</b>	6
Probability-Calendar-Clocks-Logarithms –Permutations and Combinations <b>Materials:</b> Instructor Manual, Aptitude Book		
<b>Unit-4</b>	<b>Quantitative Aptitude-Part4</b>	6
Algebra-Linear Equations-Quadratic Equations –Polynomials . <b>Practices:</b> Problem on Numbers -Ages-Train -Time and Work -Sudoku–Puzzles. <b>Materials:</b> Instructor Manual, Aptitude Book		
<b>Unit-5</b>	<b>Technical &amp; Programming Skills-Part1</b>	4
Core Subject-1,23 <b>Practices:</b> QuestionsfromGateMaterial. <b>Materials:</b> TextBook,GateMaterial		
<b>Total</b>		<b>30</b>

#### Evaluation Criteria

S.No.	Particular	Test Portion	Mar ks
1	Evaluation1WrittenTest	15Questions each from Unit1,2,3,4&5(External Evaluation)	50
2	Evaluation2- Oral Communication	GD and Debate (External Evaluation by English, MBA Dept & External Trainers)	30
3	Evaluation3- Technical Paper Presentation	Internal Evaluation by the Dept.	20
<b>Total</b>			<b>100</b>

#### Reference Books

1. Aggarwal,R.S.“AModernApproachtoVerbalandNon-verbalReasoning”,RevisedEdition2008,Reprint2009,S.Chand& Co Ltd., NewDelhi.
2. AbhijitGuha,“QuantitativeAptitude”,TMH,3<sup>rd</sup>edition
3. Objecti veInstant Arithmetic by M.B.Lal & Goswami Upkar Publications.
4. Word Power Made Easy by Norman LewisW.R.GOYAL Publications

#### Note:

- Instructor can cover the syllabus by Class room activities and Assignments(5Assignments/week)
- InstructorManualhasClassworkquestions,AssignmentquestionsandRoughworkpages
- EachAssignmenthas20QuestionsfromUnit1,2,3,4and5and5QuestionsfromUnit1
- Evaluation has to be conducted as like LabExamination.

	PO1	PO2	PO3	PO4	PO5	PO6	PO7	PO8	PO9	PO10	PO11	PO12	PSO 1	PSO2
<b>CO1</b>	1	1	1	1	1	1	1	1	2	3	2	3	1	2
<b>CO2</b>	2	1	2	2	1	2	1	1	2	3	3	3	1	1
<b>CO3</b>	2	1	2	2	1	1	1	1	2	3	2	3	2	2
<b>CO4</b>	2	1	2	2	1	1	1	1	2	3	2	3	2	2
<b>CO5</b>	2	2	2	2	2	2	2	2	2	3	2	3	3	3

### K.S.Rangasamy College of Technology – Autonomous R 2018

#### 51 BT 601 – Biopharmaceutical Technology

#### B. Tech. Biotechnology

Semester	Hours / Week			Total Hrs	Credit	Maximum Marks		
	L	T	P		C	CA	ES	Total
<b>VI</b>	3	0	0	45	3	50	50	100

#### Objective(s)

- To Understand the basics concepts of pharmacology
- To know about the drug manufacturing process and kinetics
- To learn about the biopharmaceutical quality assurance
- To understand the concepts of dosage forms
- To distinguish the roles and responsibilities of different regulatory bodies in manufacturing of drugs.

Rev. No. 4

Passed in BoS Meeting held on 12/05/2023

Approved in Academic Council Meeting held on 03/06/2023

  
Chairman - BOS

BOS - CHAIRMAN Signature



<b>Course Outcomes</b>	<p><b>At the end of the course, the students will be able to</b></p> <p>CO1: Describe the classification of drugs and the different routes for drug administration and patenting of drugs.</p> <p>CO2: Illustrate the manufacturing facilities of drugs and quality control in drug manufacturing process.</p> <p>CO3: Explicate the concepts of adsorption, distribution, biotransformation process and bioavailability of drugs.</p> <p>CO4: Designate the classification of pharmaceutical dosage forms, use of semi-solid dosage form and inhalants.</p> <p>CO5: Determine the role of Quality assurance and regulatory affairs in biological evaluation of the drug.</p>
------------------------	-------------------------------------------------------------------------------------------------------------------------------------------------------------------------------------------------------------------------------------------------------------------------------------------------------------------------------------------------------------------------------------------------------------------------------------------------------------------------------------------------------------------------------------------------------------------------------------------------------------------------------------------------------------------------------

**Note:** The hours given against each topic are of indicative. The faculty have the freedom to decide the hours required for each topic based on importance and depth of coverage required. The marks allotted for questions in the examinations shall not depend on the numbers hours indicated.

#### **INTRODUCTION TO PHARMACOLOGY**

Drug- definition, Classification, physiochemical properties, Pharmaceutical substances of plant origin, Pharmaceuticals of animal origin, Pharmaceutical substances of microbial origin, Routes of administration of drug [9]

#### **THE DRUG MANUFACTURING PROCESS**

The manufacturing facility, Cleaning, decontamination and sanitation (CDS), Documentation, Specifications, Records. Compression and granulation of tablets, Coating of pharmaceutical dosage forms- film coating, modified release film coating-coating procedure and equipment. Quality control and practice. [9]

#### **PHARMACOKINETICS AND BIOTRANSFORMATION**

Basic concepts of pharmacokinetics: Absorption- Mechanism of drug absorption, Distribution- Biotransformation of drug- Non synthetic and synthetic reaction Elimination, Organ clearance- hepatic clearance, renal clearance, Bioavailability and Bioequivalence [9]

#### **PHARMACEUTICAL DOSAGE FORMS**

Definition of Dosage forms, Classification of dosage forms -solid unit dosages — Tablets, capsules, pills, troches, cachets, liquids – solutions, lotions, suspension, elixirs, emulsions, ointments semi-solid – ointments, creams, gels. Inhalations and inhalants. Extracts- Tinctures and fluid extracts. [9]

#### **BIOPHARMACEUTICALS QUALITY ASSURANCE**

The role of FDA (food and drug administration process)-role of centre for biological evaluation and research (CBER)-role of centre for drug evaluation and research -Global harmonization of regulatory affairs-European medicine evaluation agency (EMA)-Indian pharmacopeia (IP)-United states pharmacopeia (USP). [9]

**Total Hours:= 45 hours**

#### **Text book(s):**

- |   |                                                                                                                     |
|---|---------------------------------------------------------------------------------------------------------------------|
| 1 | Remington, "The Science and Practice of Pharmacy". Lippincott Williams and Wilkins, 20 <sup>th</sup> edition, 2001. |
| 2 | Gary Walsh, "Biopharmaceuticals", John Wiley & Sons Ltd, UK, Second Edition, 2003.                                  |

#### **Reference(s):**

- |   |                                                                                                                                                                                            |
|---|--------------------------------------------------------------------------------------------------------------------------------------------------------------------------------------------|
| 1 | Goodman & Gilman's "The Pharmacological Basis of Therapeutics", 11 <sup>th</sup> edition, Mc Graw-Hill Medical Publishing Division New York, 2006.                                         |
| 2 | Gunter Jagschies, Eva Lindskog, Karol Lacki, Parrish Galliher, "Biopharmaceutical Process: Development, Design and Implementation of Manufacturing Processes", Elsevier Publications, 2018 |
| 3 | Gary Walsh, "Biopharmaceuticals: Biochemistry and Biotechnology", Second edition, Wiley, 2013                                                                                              |
| 4 | Kenneth E. Acis, Vincent L. Wu, "Biotechnology and Biopharmaceutical Manufacturing, Processing and Preservation", Drug Manufacturing Technology series-Vol.2, CRC Press, 2020              |

	PO1	PO2	PO3	PO4	PO5	PO6	PO7	PO8	PO9	PO10	PO11	PO12	PSO1	PSO2
<b>CO1</b>	3	2	3	2		3		3	3	2	2	3	3	3
<b>CO2</b>	3	3	2	2	2	2	3	3	2	2	2	3	3	3
<b>CO3</b>	3	2	3	2	2	3		2	3	2		3	3	3
<b>CO4</b>	3	3	2	2			3	3	2		2	3	3	3
<b>CO5</b>	3	2	3	2		3		3	2	2		3	3	3

**K.S.Rangasamy College of Technology – Autonomous R 2018**

**50 BT 602 - Molecular Modelling and Drug Designing**

**B. Tech. Biotechnology**

Semester	Hours / Week			Total Hrs	Credit	Maximum Marks		
	L	T	P			C	CA	ES
VI	3	0	0	45	3	50	50	100

<b>Objective(s)</b>	<ul style="list-style-type: none"> <li>To understand the molecular behaviour of proteins, nucleic acids and small molecules in the biological system.</li> <li>To understand the drug stereochemistry drug design and molecular modeling in drug design.</li> <li>To learn the different force field methods and analysing the dynamics and stable conformation of molecules.</li> <li>To comprehend the knowledge on the basic concepts of QSAR and expound the details on the structurebased de novo ligand design.</li> <li>To apply the modelling skills to understand the analog and structure based drug design concepts for synthesizing new potent drugs.</li> </ul>
---------------------	------------------------------------------------------------------------------------------------------------------------------------------------------------------------------------------------------------------------------------------------------------------------------------------------------------------------------------------------------------------------------------------------------------------------------------------------------------------------------------------------------------------------------------------------------------------------------------------------------------------------------------------------------------------------------

<b>Course Outcomes</b>	<p><b>At the end of the course, the students will be able to</b></p> <p>CO1: Describe the basic concepts of coordinate systems and the components needed for molecular and quantum mechanics.</p> <p>CO2: Determine the features of force field calculations with their basic laws on the behaviour of bonded and non-bonded interactions.</p> <p>CO3: Understand the different models of molecular dynamics and the simulation process under constant temperature and pressure.</p> <p>CO4: Analyze the methods concerned in docking studies and the principle involved in ligand designing.</p> <p>CO5: Identify the methods and principle of QSAR and descriptors used for pharmacophore mapping. methods and principle of QSAR and descriptors used for pharmacophore mapping.</p>
------------------------	----------------------------------------------------------------------------------------------------------------------------------------------------------------------------------------------------------------------------------------------------------------------------------------------------------------------------------------------------------------------------------------------------------------------------------------------------------------------------------------------------------------------------------------------------------------------------------------------------------------------------------------------------------------------------------------------------------------------------------------------------------------------------------------

Note: The hours given against each topic are of indicative. The faculty has the freedom to decide the hours required for each topic based on importance and depth of coverage required. The marks allotted for questions in the examinations shall not depend on the numbers hours indicated.

**CONCEPTS IN MOLECULAR MODELLING**

Introduction, Coordinate System, potential energy surfaces, Introduction of molecular mechanics and quantum mechanics, Schrodinger wave equation - Born-Oppenheimer approximation, Components of Molecular Graphics hardware and software; Mathematical concepts.

[9]

**MOLECULAR MECHANICS AND ENERGY MINIMIZATION**

Features of molecular mechanics, force fields; Bond structure and bending angles – electrostatic, Vander Waals and non-bonded interactions, hydrogen bonding in molecular mechanics; Derivatives of molecular mechanics energy function; Calculating thermodynamic properties using force field; Transferability of force field parameters, treatment of delocalised pi system; Force field for metals and inorganic systems – Application of energy minimization.

[9]

**MOLECULAR DYNAMICS SIMULATION METHODS**

Molecular Dynamics using simple models; Molecular Dynamics with continuous potentials and at constant temperature and pressure; Time-dependent properties; Solvent effects in Molecular Dynamics and Monte Carlo Simulation.

[9]

**MOLECULAR MODELING IN DRUG DESIGN**

Membrane Proteins, Deriving and using 3D pharmacophore; Molecular Docking; Structure-based methods to identify lead compounds, de novo ligand design; Mechanism — drug and targets ; Applications of 3D Database Searching and Docking, and Virtual Screening.

[9]

**STRUCTURE ACTIVITY RELATIONSHIP**

QSARs and QSPRs, QSAR Methodology, QSAR Models, Descriptors used in QSARs: Electronic; Topology; Quantum Chemical based Descriptors and ADME Modeling.

[9]

Total Hours = 45 hours

Text book(s):														
1	Andrew R. Leach "Molecular Modelling – Principles and Applications"; Second Edition, Pearson Education Ltd., UK, 2010.													
2	Hans Pieter Heltje and GerdFolkens, Molecular Modelling, VCH, 2001.													
Reference(s):														
1	Fenniri, H., "Combinatorial Chemistry – A practical approach", Oxford University Press, UK, 2000.													
2	Swatz, M.E., "Analytical techniques in Combinatorial Chemistry", Marcel Dekker Publishers, New Delhi, India, 2000.													
3	Vinter, J.G. and Mark Gardner, "Molecular Modelling and Drug Design", Springer, Palgrave, London, 1994													
4	Anand Solomon K., "Molecular Modelling and Drug Design", MJP Publishers, 2015.													
	PO1	PO2	PO3	PO4	PO5	PO6	PO7	PO8	PO9	PO10	PO11	PO12	PSO1	PSO2
CO1	3	2	3	2	2	2	2		2	2	2	3	3	3
CO2	3	2	3	2	3		3	3		3	3	2	3	2
CO3	3	2	1	2	3	2	3	3	3		2	3	3	2
CO4	3	2	3	2	2	2	3			3		3	2	3
CO5	3	2	2	2	3	2	3			3		3	2	3

**K.S. Rangasamy College of Technology – Autonomous R 2018**

**50 BT 603 - Chemical Reaction Engineering**

**B. Tech. Biotechnology**

Semester	Hours / Week			Total Hrs	Credit	Maximum Marks		
	L	T	P		C	CA	ES	Total
VI	3	1	0	60	4	50	50	100

<b>Objective(s)</b>	<ul style="list-style-type: none"> <li>To learn chemical kinetics for different reactions.</li> <li>To impart knowledge on design of single and multiple reactors.</li> <li>To acquire knowledge to analyze non-ideal reactors.</li> <li>To understand catalysis and multiphase reactor systems.</li> <li>To apply reaction engineering concepts in various biochemical reaction systems.</li> </ul>
---------------------	------------------------------------------------------------------------------------------------------------------------------------------------------------------------------------------------------------------------------------------------------------------------------------------------------------------------------------------------------------------------------------------------------

<b>Course Outcomes</b>	<p><b>At the end of the course, the students will be able to</b></p> <p>CO1: Develop rate equation and to know concentration and temperature dependence of rate equation</p> <p>CO2: Design single and multiple reactors and understand performance analysis of reactors</p> <p>CO3: Identify the basics aspects, models and performance of non-ideal reactors</p> <p>CO4: Demonstrate the mechanism of catalytic reactions and design of multiphase reactors</p> <p>CO5: Apply various modes of fermentors in microbial and enzyme fermentation.</p>
------------------------	-------------------------------------------------------------------------------------------------------------------------------------------------------------------------------------------------------------------------------------------------------------------------------------------------------------------------------------------------------------------------------------------------------------------------------------------------------------------------------------------------------------------------------------------------------

Note: The hours given against each topic are of indicative. The faculty have the freedom to decide the hours required for each topic based on importance and depth of coverage required. The marks allotted for questions in the examinations shall not depend on the numbers hours indicated.

**SCOPE OF CHEMICAL KINETICS & CHEMICAL REACTION ENGINEERING**

Broad outline of chemical kinetics; rate equation; concentration and temperature dependence of rate equation; development of rate equation for Irreversible unimolecular first- order reactions, Irreversible bi-molecular second -order reactions; Zero order reactions; autocatalytic reactions. [9]

**IDEAL REACTORS**

Design of ideal reactors - performance equation of batch reactor, semi batch reactor, mixed flow reactor, plug flow reactor, recycle reactor; Performance comparison of single reactors; Multiple-reactor systems. [10]

**NON-IDEAL FLOW**

Basic aspects of non-ideal flow, Residence time distribution; C, E and F curves; Reactor performance with non-ideal flow; Conversion in non-ideal flow reactors; Non- ideal flow models-Tank in series Model, Dispersion Model; Mean concentration and conversion in non-ideal reactors. Case studies. [9]

**HETEROGENEOUS CATALYSIS**

Catalytic reactions-mechanism, surface reaction rate, film diffusion resistance, thiele modulus, effectiveness factor, pore diffusion resistance combined with surface kinetics, performance equation of porous catalytic reactors; experimental methods of finding rates, heat effects; Multiphase reactors: design of fluidized bed, slurry reactor and trickle bed reactor. [9]

**BIOCHEMICAL REACTION SYSTEMS**

General reaction kinetics for biological systems; Enzyme fermentation- batch, plug flow and mixed flow fermentors; Microbial fermentation-batch, plug flow and mixed flow fermentors. Case studies. [9]

Total Hours: 45 + 15 (Tutorial) = 60 hours

<b>Text book(s):</b>														
1	Levenspiel, O., "Chemical Reaction Engineering", 3 <sup>rd</sup> Edition. John Wiley and Sons, 1999.													
2	Fogler, H.S., "Elements of Chemical Reaction Engineering", 4 <sup>th</sup> Edition, Prentice Hall Inc, 2005.													
<b>Reference(s):</b>														
1	Gavhane, K.A., "Chemical Reaction Engineering", Vol I & Vol II, NiraliPrakashan, 2011.													
2	Hayes, R.E., Mmbaga, J.P., "Introduction to Chemical Reactor Analysis", 2 <sup>nd</sup> Edition, CRC Press, 2013.													
3	Dawande, S.D., "Principles of Reaction Engineering", 1 <sup>st</sup> Edition, Central Techno Publications, 2001.													
4	Martin Schmal, "Chemical Reaction Engineering: Essentials, Exercises and Examples", CRC Press, Taylor & Francis Group, 2014													
	PO1	PO2	PO3	PO4	PO5	PO6	PO7	PO8	PO9	PO10	PO11	PO12	PSO1	PSO2
<b>CO1</b>	3	2	2	2	3	2	3				2	3	3	3
<b>CO2</b>	3	2	3	2	3	2	3	3			2	3	3	2
<b>CO3</b>	3	2	3	2	3		3		3	3	3	3	3	2
<b>CO4</b>	3	2	3	2	2	2	3	2				3	2	3
<b>CO5</b>	3	2	3	2	3		2		2	2	3	3	2	3

**K.S. Rangasamy College of Technology – Autonomous R 2018**  
**50 BT 6P1 - Bioinformatics and Molecular Modelling Laboratory**

**B. Tech. Biotechnology**

Semester	Hours / Week			Total Hrs	Credit	Maximum Marks		
	L	T	P			C	CA	ES
VI	0	0	4	60	2	60	40	100
<b>Objective(s)</b>	<ul style="list-style-type: none"> <li>To learn about the bioinformatics databases, databanks and data format data retrieval from the online sources.</li> <li>To make students understand the essential features of the interdisciplinary field of science for better understanding biological data.</li> <li>To apply the modelling skills to understand the analogy and structure based drug design concepts for synthesizing new potent drugs.</li> <li>To understand the retrieval of chemical information from PUBCHEM and Ligand data base using data mining</li> <li>To probe the interaction of the proteins with ligands and predict the orientation of the molecule bound with each other.</li> </ul>							
<b>Course Outcomes</b>	<p><b>At the end of the course, the students will be able to</b></p> <p>CO1: Annotate the various biological data from different biological database and basic Linux commands</p> <p>CO2: Analyze the arrangement of sequences like Genome, DNA, RNA or protein and to probe the regions of similarity and identity among them</p> <p>CO3: Evaluate the evolutionary relationships among the organisms through phylogenetic tools and Configure the structural conformations of proteins</p> <p>CO4: Elucidate the 3D structure of the target protein from its amino acid sequence and perform Molecular dynamic on the target protein using GROMACS.</p> <p>CO5: Read, analyze and visualize genomic, proteomic and microarray data using MATLAB®</p>							
<p>Note: The hours given against each topic are of indicative. The faculty have the freedom to decide the hours required for each topic based on importance and depth of coverage required. The marks allotted for questions in the examinations shall not depend on the numbers hours indicated.</p>								
<ol style="list-style-type: none"> <li>Basic Linux commands , Retrieval of biological sequences: Protein and Nucleotide from database and 3-D structure of Proteins- viewing and analysis</li> <li>Data Base Searching Tools – BLAST and FASTA</li> <li>Sequence Alignment               <ol style="list-style-type: none"> <li>Pairwise alignment – Global and Local</li> <li>Multiple Sequence Alignment – ClustalX</li> <li>Whole Genome Alignment</li> </ol> </li> <li>Phylogenetic Analysis – Phy lip.</li> <li>Structure Visualization Tool</li> <li>Homology Modelling – Modeller 9v7</li> <li>2D Structure Drawing Tools and Lead Optimization Studies</li> <li>Molecular Dynamics Simulation of target protein using GROMACS</li> <li>Molecular Docking – Argus lab</li> <li>MATLAB® - Bioinformatics Tool box, Computational biology tool box</li> <li>Perform PERL script to translate the given DNA sequence to protein sequence</li> <li>Perform a PERL script to Retrieve a sequence file and search for a given pattern.</li> <li>Gene Prediction using GENSCAN and RNA structure prediction using IPknot.</li> <li>Primer Designing tools – Primer3 4.0.</li> <li>Microarray data import from GEO and Affymetrix and expression analysis and normalization using MATLAB®</li> </ol>								
								Total Hours = 60 hours
<b>Reference(s):</b>								
1	Shui Qing Ye. "Bioinformatics: A practical approach" Edited by Chapman and Hall/ CRC. 1 <sup>st</sup> Edition, Tylor & Francis 2019							

2	Bioinformatics: A practical guide to the analysis of genes & proteins, Edited by Baxevanis & Outlette, 3rd edition, John Wiley & Sons, inc. publication, 2004.
3	Molecular Modelling for Beginners, Alan Hinchliffe, 2nd Edition, John Wiley & Sons, inc. publication 2008.

	PO	PO	PO3	PO4	PO5	PO6	PO7	PO8	PO9	PO1	PO1	PO1	PSO	PSO
<b>CO1</b>	3	2	2		3	2		2	2	2	3	2	3	2
<b>CO2</b>	2	2	3	2	3	2		2	2	3	2	3	3	2
<b>CO3</b>	3	3	3	2	3	2	3		3	3	3	2	3	2
<b>CO4</b>	3	2	2	2	3	2		2	2	3	2	3	3	2
<b>CO5</b>	3	2		2	2	2	3	2	2	2	2	3	3	2

**K.S. Rangasamy College of Technology – Autonomous R 2018**

**50 BT 6P2 - Chemical Engineering Laboratory**

**B. Tech. Biotechnology**

Semester	Hours / Week			Total Hrs	Credit	Maximum Marks		
	L	T	P		C	CA	ES	Total
VI	0	0	4	60	2	60	40	100
<b>Objective(s)</b>	<ul style="list-style-type: none"> <li>• To understand the kinetic analysis of various mode of reactors.</li> <li>• To analyze non-ideality in real reactors.</li> <li>• To study the principles of fluid flow and flow measuring devices</li> <li>• To learn the operation of size reduction equipment.</li> <li>• To know the principles of heat and mass transfer operations.</li> </ul>							
<b>Course Outcomes</b>	At the end of the course, the students will be able to CO1: Demonstrate kinetic studies and performance analysis of various reactors CO2: interpret non- ideal flow and residence time distribution in real reactors CO3: Operate fluid flow operations and flow measuring devices. CO4: Characterize mean particle size by size reduction and size separation operations. CO5: Illustrate heat and mass transfer operations and estimation of heat and mass transfer co-efficients							
Note: The hours given against each topic are of indicative. The faculty have the freedom to decide the hours required for each topic based on importance and depth of coverage required. The marks allotted for questions in the examinations shall not depend on the numbers hours indicated.								
Any Ten experiments <ol style="list-style-type: none"> <li>1. Kinetic studies in batch reactor</li> <li>2. Kinetic studies in semi batch reactor</li> <li>3. Performance characteristics of flow reactors</li> <li>4. Residence time distribution studies in flow reactors</li> <li>5. Determination of co-efficient of discharge in Orifice meter and Venturi meter</li> <li>6. Studies on Flow through Packed Column</li> <li>7. Determination of minimum fluidization velocity</li> <li>8. Friction factor studies in straight pipes</li> <li>9. Size reduction and size separation by crushing and sieve analysis</li> <li>10. Studies on filtration</li> <li>11. Studies on diffusivity measurement</li> <li>12. Analysis of Liquid-Liquid extraction</li> <li>13. Studies on adsorption equilibrium</li> <li>14. Simple distillation</li> <li>15. Heat transfer studies.</li> </ol>								
<b>Total Hours = 60 hours</b>								



Reference(s):														
1	Levenspiel, O., "Chemical Reaction Engineering", 3 <sup>rd</sup> Edition. John Wiley and Sons, 1999.													
2	McCabe, W.L., Smith J.L., and Harriott, P. "Unit Operations of Chemical Engineering", 7th Edition, McGraw Hill, 2005.													
3	Geankoplis, C.J. "Transport Processes and Unit Operations", Third edition, Prentice Hall Inc, 1993.													
	PO1	PO2	PO3	PO4	PO5	PO6	PO7	PO8	PO9	PO10	PO11	PO12	PSO 1	PS
CO1	3	2	2	2	2	2	2	2			3	3	3	2
CO2	3	2	2	2	2		2			3		3	2	3
CO3	3	2	2	2	3	2	2	2			2	3	2	3
CO4	3	2	2	2	3		2		3			3	3	2
CO5	3	2	2	2	3	2	2		2		3	3	3	3

K.S.Rangasamy College of Technology – Autonomous R 2018								
50 TP 0P4 - CAREER COMPETENCY DEVELOPMENT IV								
COMMON TO ALL BRANCHES								
Semester	Hours/Week			Total Hrs	Credit	Maximum Marks		
	L	T	P		C	CA	ES	Total
VI	0	0	2	30	0	100	0	100
<b>Course Objectives</b>	<ul style="list-style-type: none"> <li>To help the learners to enrich the advanced written and oral communication skills in the academic and professional contexts</li> <li>To help the learners to augment their advanced verbal and logical reasoning ability to meet out the employability requirements of the companies</li> <li>To help the learners to comprehend the advanced level of aptitude skills in the concepts of Geometry</li> <li>To help the learners to enhance the data interpretation and analytical skills in varied methods.</li> <li>To help the learners to enrich the technical and programming skills to be focused on better employability, codeathons and hackathons</li> </ul>							
<b>Course Outcomes</b>	<p><b>At the end of the course, the student will be able to</b></p> <p>CO1: Examine and correlate the written and oral communication skills in the academic and professional contexts</p> <p>CO2: Predict and discriminate advanced verbal and logical reasoning ability to meet out the employability requirements of the companies</p> <p>CO3: Infer the concepts of advanced level of aptitude skills on Geometry pertaining to competitive exams and company recruitments.</p> <p>CO4: Illustrate the data interpretation and analytical skills in varied methods.</p> <p>CO5: Formulate the technical and programming skills to be focused on better employability, codeathons And hackathons</p>							
<b>Unit-1</b>	<b>Written and Oral Communication – Part2</b>							Hrs
	Self-Introduction–GD–Personal Interview Skills <b>Practices</b> on Reading Comprehension Level 2 – Paragraph Writing – Newspaper and Book Review Writing – Skimming and Scanning– Interpretation of Pictorial Representations– Sentence Completion– Sentence Correction– Jumbled Sentences– Synonyms & Antonyms– Using the Same Word as Different Parts of Speech– Editing. <b>Materials:</b> Instructor Manual, Word power Made Easy Book, News Papers							4
<b>Unit-2</b>	<b>Verbal &amp; Logical Reasoning –Part2</b>							8
	Analogies – Blood Relations – Seating Arrangements – Syllogism – Statements and Conclusions, Cause and Effect – Deriving Conclusions from Passages – Series Completion (Numbers, Alphabets & Figures) – Analytical Reasoning– Classification– Critical Reasoning <b>Practices:</b> Analogies– Blood Relations– Statement & Conclusions. <b>Materials:</b> Instructor Manual, Verbal Reasoning by R.S. Aggarwal							

Rev. No. 4

Passed in BoS Meeting held on 12/05/2023

Approved in Academic Council Meeting held on 03/06/2023

  
Chairman - BOS

BOS - CHAIRMAN Signature

<b>Unit-3</b>	<b>Quantitative Aptitude- Part-5</b>	6
Geometry–StraightLine–Triangles–Quadrilaterals–Circles–Co-ordinateGeometry–Cube–Cone–Sphere. <b>Materials:</b> Instructor Manual, Aptitude book		
<b>Unit-4</b>	<b>Data Interpretation and Analysis</b>	6
DataInterpretationbasedonText–DataInterpretationbasedonGraphsandTables.GraphscanbeColumnGraphs, Bar Graphs,Line Charts,Pie Chart, Graphs representing Area, Venn Diagram &Flow Charts. <b>Materials:</b> Instructor Manual, Aptitude Book		
<b>Unit-5</b>	<b>Technical &amp; Programming Skills–Part2</b>	6
Core Subject– 4,5,6 <b>Practices:</b> Questions from Gate Material. <b>Materials:</b> Text Book ,Gate Material		
<b>Total</b>		<b>30</b>

<b>Evaluation Criteria</b>			
<b>S.No</b>	<b>Particular</b>	<b>Test Portion</b>	<b>Marks</b>
1	Evaluation1WrittenTest	15Questions eachfrom Unit1,2,3,4&5(ExternalEvaluation)	50
2	Evaluation2– OralCommunication	GDandHRInterview (ExternalEvaluationbyEnglish,MBADept.)	30
3	Evaluation 3 – TechnicalInterview	InternalEvaluationbytheDept.–3CoreSubjects	20
<b>Total</b>			<b>100</b>

#### Reference Books

1. Aggarwal,R.S.“AModernApproachtoVerbalandNon-verbalReasoning”,RevisedEdition2008,Reprint2009,S.Chand& Co Ltd., New Delhi. rd
2. Abhijit Guha,“QuantitativeAptitude”,TMH,3 edition
3. Objective Instant Arithmetic by M.B. Lal & Goswami Upkar Publications.
4. Word Power Made Easy by Norman Lewis W.R.GOYAL Publications

#### Note:

- Instructor can cover the syllabus by Class room activities and Assignments(5Assignments/week)
- Instructor Manual has Classwork questions, Assignment questions and Rough Work pages
- Each Assignment has 20 questions from Unit 1,2,3,4,5 and 5 questions from Unit 1(OralCommunication)& Unit 5(Programs)
- Evaluation has to be conducted as like Lab Examination.

	<b>PO1</b>	<b>PO2</b>	<b>PO3</b>	<b>PO4</b>	<b>PO5</b>	<b>PO6</b>	<b>PO7</b>	<b>PO8</b>	<b>PO9</b>	<b>PO10</b>	<b>PO11</b>	<b>PO12</b>	<b>PSO1</b>	<b>PSO2</b>
<b>CO1</b>	1	1	1	1	1	2	1	1	2	3	2	3	1	1
<b>CO2</b>	2	1	2	2	1	2	1	1	2	3	3	3	2	2
<b>CO3</b>	2	1	2	2	1	1	1	1	2	3	2	3	2	2
<b>CO4</b>	2	2	2	2	2	1	1	1	2	3	3	3	2	2
<b>CO5</b>	2	2	2	2	2	2	2	2	2	3	2	3	3	3

**K.S.Rangasamy College of Technology – Autonomous R 2018**  
**50 HS 001 - Engineering Economics and Financial Accounting**

**Common to All Branches**

Semester	Hours / Week			Total Hrs	Credit	Maximum Marks		
	L	T	P		C	CA	ES	Total
VII	3	0	0	45	3	50	50	100

<b>Objective(s)</b>	<ul style="list-style-type: none"> <li>• TomaketheEngineeringstudenttoknowaboutthebasicofeconomics&amp;howtoorganizea business</li> <li>• To know the financial aspects related to business.</li> <li>• To know about functions of banks.</li> <li>• To understand the different methods of appraisal of projects</li> <li>• To know about the pricing &amp; capital techniques.</li> </ul>
---------------------	---------------------------------------------------------------------------------------------------------------------------------------------------------------------------------------------------------------------------------------------------------------------------------------------------------------------------------------------------------------------------------------------

<b>Course Outcomes</b>	<p><b>At the end of the course, the students will be able to</b></p> <p>CO1: Know the suitable demand forecasting techniques and prevailing market structure.</p> <p>CO2: Recognize the importance of forms of business and differentiate between proprietorship and partnership</p> <p>CO3: Apprehend the kinds of banks and illustrate the Balance sheet with suitable example</p> <p>CO4: Interpret fixed cost and variable cost and realize the process of technical feasibility and economic feasibility.</p> <p>CO5: Know about break even analysis and summarize &amp; apply the managerial uses of breakeven analysis.</p>
------------------------	------------------------------------------------------------------------------------------------------------------------------------------------------------------------------------------------------------------------------------------------------------------------------------------------------------------------------------------------------------------------------------------------------------------------------------------------------------------------------------------------------------------------------------------------------------------------------------------------------------------------------------

**Note:** The hours given against each topic are of indicative. The faculty has the freedom to decide the hours required for each topic based on importance and depth of coverage required. The marks allotted for questions in the examinations shall not depend on the numbers hours indicated.

**Basic Economics**

Definition of economics – nature and scope of economics – basic concepts of economics – factors of production – demand analysis – definition of demand – Law of demand – Exception to law of demand – Factors affecting demand – elasticity of demand – demand forecasting – definition of supply – factors affecting supply – elasticity of supply – market structure – perfect competition – imperfect competition - monopoly – duopoly – oligopoly and bilateral monopoly. [9]

**Organization and Business Financing**

Forms of business – proprietorship – partnership - joint stock company - cooperative organization - state Enterprise - mixed economy - Money and banking – kinds of banking - commercial banks - central banking functions - control of credit - monetary policy - credit instrument – Types of financing - Short term borrowing - Long term borrowing - Internal generation of funds - External commercial borrowings - Assistance from government budgeting support and international finance corporations. [9]

**Financial Accounting and Capital Budgeting**

The balance Sheet and related concepts – The profit and loss statement and related concepts – Financial ratio analysis – Cash flow analysis – fund flow analysis – Capital budgeting– Average rate of return – Payback period – Net present value and internal rate of return. [9]

**Cost Analysis**

Types of costing – traditional costing approach - activity based costing - Fixed Cost – variable cost – marginal cost – cost output relationship in the short run and in long run – pricing practice – full cost pricing – marginal cost pricing – going rate pricing – bid pricing – pricing for a rate of return – appraising project profitability - cost benefit analysis – feasibility reports – appraisal process – technical feasibility - economic feasibility – financial feasibility. [9]

**Break Even Analysis**

Basic assumptions – break even chart – managerial uses of breakeven analysis - applications of breakeven analysis in engineering projects. [9]

Total Hours = 45

**Text book(s):**

1	Khan, M Y, Jain, 'Basic Financial Management ', 3 <sup>rd</sup> Edition, McGraw Hill Education, 2017.
2	Maheshwari K. L., Varshney R.L., 'Managerial economics', 2 <sup>nd</sup> Edition, S Chand and Co., New Delhi, ,2014.

**Reference(s):**


1	Samuelson P.A, 'Economics - An Introductory', New Age Publications, New Delhi, 2009.
2	Barthwal R.R., 'Industrial Economics - An Introductory', New Age Publications, New Delhi, 2010.
3	Bhattacharyya, S.K., John Deardon and Y.K.Koppikar, Accounting for Management Text and Cases.
4	Mote, Samuel V.L. and G.S.Gupta, 'Managerial Economics - Concepts and Cases', Tata McGraw Hill, 2011.

PO1	PO2	PO3	PO4	PO5	PO6	PO7	PO8	PO9	PO10	PO11	PO12	PSO	PS
-----	-----	-----	-----	-----	-----	-----	-----	-----	------	------	------	-----	----

Rev. No. 4

Passed in BoS Meeting held on 12/05/2023

Approved in Academic Council Meeting held on 03/06/2023

  
Chairman - BOS

BOS - CHAIRMAN Signature

													1	
CO1	3	3		3	3		3		2		2	3	2	3
CO2	3	2	3	3	2		2		3	2	3	3	2	3
CO3	2	3		3	3		2		3		2	3	2	3
CO4	3	3		3	3	2			3		2	3	3	3
CO5	2	3	2	3	3		2			3	2	3	3	3

K.S.Rangasamy College of Technology – AutonomousR 2018									
50 BT701 - Immunology									
B.Tech. Biotechnology									
Semester	Hours / Week			Total Hrs	Credit	Maximum Marks			
	L	T	P			C	CA	ES	Total
VII	3	0	0	45	3	50	50	100	
Objective(s)	<ul style="list-style-type: none"> <li>To learn the basic concepts of immune response towards various antigens in mammalian host system</li> <li>To impart the knowledge of various cells involved in immunity</li> <li>To study the mechanism and reactions of immunity towards infectious diseases</li> <li>To understand the interaction of immune cells during transplantation procedures</li> <li>To emphasize their significance in developing therapeutic modalities for immunological disorders of human beings.</li> </ul>								
Course Outcomes	<p><b>At the end of the course, the students will be able to</b></p> <p>CO1: Interpret the features of cells, tissues, organs of immune system and nature of antigens</p> <p>CO2: Analyze the developmental behavior of B cells and features of antigen and antibody interaction</p> <p>CO3: Explore various stages in development of T cells and biology of antigen processing and presentation.</p> <p>CO4: Identify the immune response against infectious diseases and immune deficiency diseases</p> <p>CO5: Justify the mechanism of transplant acceptance, rejection and functions of tumor antigens</p>								
<p><b>Note:</b> The hours given against each topic are of indicative. The faculty has the freedom to decide the hours required for each topic based on importance and depth of coverage required. The marks allotted for questions in the examinations shall not depend on the numbers hours indicated.</p>									

**Immune System**

An overview of the immunology- Classification of the immune response; clonal selection theory. Cells and tissues of the immune system. Haematopoiesis: Origin and differentiation of Lymphocytes and phagocytic cells. Primary and secondary lymphoid organs. Immunogens and antigens- haptens, adjuvants. [9]

**Humoral Immunity**

Development, maturation, activation and differentiation of B-lymphocytes; Antibody: structure, classes and subclasses; antibody diversity- Antigen and antibody interaction. Complement pathways — Classical and alternate complement pathway; Hybridoma technology for production of monoclonal antibody and applications. [9]

**Cellular Immunity**

Thymus derived (T) Lymphocytes: Classification and stages of development- T cell receptor - Major histocompatibility complex –structure, classification and genetic organization of MHC; mechanism of phagocytosis - the cell biology of antigen processing and presentation. [9]

**Immunity To Infections and Hypersensitivity Reactions**

Injury and inflammation; immune responses to infections: immunity to viruses, bacteria, fungi and parasites; cytokines; immunosuppression, tolerance; allergy and hypersensitivity; AIDS and other Immuno deficiencies; Immunization; Vaccines. [9]

**Transplantation, Autoimmunity and Immunology of Tumors**

Transplantation: types, immunological mechanisms of graft rejection- immunological strategies to prevent graft rejection- role of

Total Hours = 45

**Text book(s):**

1	Owen, J., Punt, J and Strandford, S. "Kuby Immunology", 7th Ed., W. H. Freeman Publication, New York, USA, 2012.
2	Talwar, G. P. and Gupta, S. K. A., "Handbook of Practical and Immunology" CBS Publishers & Distributors, New Delhi, 2004.

**Reference(s):**

1	Abbas, K. A., Litchman, A. H. and Pober, J. S. "Cellular and Molecular Immunology", 4th Ed., W. B. Saunders Co., Pennsylvania, USA, 2005.
2	Roitt, I., Brostoff, J. and David, M. "Immunology", 6th Ed., Mosby publishers Ltd., New York, USA, 2001.
3	Tizard, R.I. "Immunology", 4 th Ed., Saunders college publishing, Chennai Microprint Pvt. Ltd., Chennai, 2004.
4	Ravi, M. And Paul, S.F.D., "A practical manual for basic immune techniques", Samanthi Publications Pvt. Ltd, Chennai, 2008

	PO1	PO2	PO3	PO4	PO5	PO6	PO7	PO8	PO9	PO10	PO1 1	PO1 2	PS O 1	PS O 2
CO1	3	3	3	2	2	2	3	2	3	2	2	2	3	3
CO2	3	2	3	2	2	2	2	2	3	2	3	2	3	3
CO3	2	2	2	2	2	3	3	2	2	3	2	2	3	3
CO4	3	2	3	3	2	2	2	2	2	2	3	2	3	3
CO5	2	2	3	2	2	3	2	2	2	2	3	2	3	3

Rev. No. 4

Passed in BoS Meeting held on 12/05/2023

Approved in Academic Council Meeting held on 03/06/2023

  
Chairman - BOS

BOS - CHAIRMAN Signature

**K.S. Rangasamy College of Technology - Autonomous**

**50 BT 702 – Downstream Processing**

**B.Tech. Biotechnology**

Semester	Hours / Week			Total hrs	Credit	Maximum Marks		
	L	T	P			C	CA	ES
VII	3	1	0	60	4	50	50	100

- Objective(s)**
- To learn various unit operations and their applications in downstream processing of bioproducts.
  - To emphasize the need for separation techniques in downstream processing
  - To acquire knowledge in recovery, purification and formulation of bioproducts of commercial interest.
  - To provide knowledge on downstream processing economics
  - To introduce sequential stages of downstream processing

**Course Outcomes**

**At the end of the course, the students will be able to**  
 CO1: Review cost cutting strategies and bioproduct release kinetics  
 CO2: Interpret the design and principle of filtration and centrifugation  
 CO3: Identify suitable unit operation for product recovery and concentration  
 CO4: Demonstrate the principles and operation of chromatographic techniques  
 CO5: Discuss the operational requirements of industrial crystallizers and lyophilizer

**Introduction to downstream and intracellular product release**

Introduction to downstream processing - characteristics of biomolecules - economics of downstream processing - cost cutting strategy

- physico chemical basis of bioseparation - location of products and product release kinetics - cell disruption methods: mechanical, chemical and enzymatic process; pretreatment and stabilization of bioproducts. [8]

**Primary separation and isolation**

Principle of batch filtration - pretreatment of fermentation broth, design of industrial filters: plate and frame filter press, leaf filter, continuous filtration: rotary drum filter - calculations in batch and continuous filtration - centrifugation: principle, design and types of industrial centrifuges - scale up of centrifugation — Calculations in settling velocity, sigma factor and number of discs in centrifugation. [9]

**Product recovery and concentration**

Adsorption: Isotherms, batch, continuous operations- problems in adsorption isotherms and break point time in fixed bed adsorption - principle of cloud point, aqueous two phase and supercritical fluid extraction - membrane separation processes: microfiltration, ultrafiltration, reverse osmosis and dialysis, precipitation of proteins by different methods. [9]

**Product purification by chromatography**

Principle and practice, ion exchange, size exclusion, bioaffinity, hydrophobic interaction, reverse phase, pseudo affinity chromatography, high performance liquid chromatography, flash chromatography and gas chromatographic techniques. [9]

**Final product purification and polishing**

Crystallization: nucleation, crystal growth, crystal size distribution, kinetics of crystallization, population density, industrial crystallizers, recrystallization; drying - drying terminologies, drying curve, industrial dryers, freeze drying principles and applications. Case studies. [8]

Total Hours = 60

**Text book(s):**

- |   |                                                                                                                                                |
|---|------------------------------------------------------------------------------------------------------------------------------------------------|
| 1 | Belter P. A., Cussler E.L. and Wei-Houhu, "Bioseparations - Downstream Processing For Biotechnology", Wiley IntersciencePub., New Delhi, 1988. |
| 2 | Sivasankar B., "Bioseparations - Principles and Techniques", Prentice Hall of India Private Limited, New Delhi, 2006.                          |

**Reference(s):**

- |   |                                                                                                                                               |
|---|-----------------------------------------------------------------------------------------------------------------------------------------------|
| 1 | Nooralabettu Krishna Prasad, "Downstream Process Technology - A New Horizon In Biotechnology", PHI Learning Private Limited, New Delhi, 2012. |
|---|-----------------------------------------------------------------------------------------------------------------------------------------------|

2	Roger.G, Harrison, Paul Todd, Scott R.Rudge and Demetri P.Petrides, "Bioseparation Science and Engineering" Oxford University Press, Newyork , 2003.
3	R.O. Jenkins, (Ed.), Product Recovery in Bioprocess Technology – Biotechnology, Open Learning Series, Butterworth-Heinemann, 1992.
4	Harrison, R.G., Todd, P., Rudge, S.R., and Petrides, D.P. (2015). Bioseparations Science and Engineering. 2 <sup>nd</sup> Edition. Oxford University Press.

	PO1	PO2	PO3	PO4	PO5	PO6	PO7	PO8	PO9	PO10	PO11	PO12	PSO1	PSO2
CO1	3	3	3		2	3			2		3	3	3	3
CO2	3	3	3		2		3	2		2	2	3	3	3
CO3	3	3	2	3	2			3			2	2	3	2
CO4	3	3	2	2			2		3		2	3	2	3
CO5	3	3	2	2	2	2			2	2		3	3	3

2.	Srivastava, T.N. and Rego, S., "Business Research Methodology", Tata McGrawHill Education Pvt. Ltd., Delhi, 2019.													
	PO1	PO2	PO3	PO4	PO5	PO6	PO7	PO8	PO9	PO10	PO11	PO12	PSO1	PSO2
CO1	3	3		3	2				2	3	3			3
CO2	3	3	1	2	2		2		2	3	2	1		3
CO3	3	3	2	2			2		1	3		1	3	3
CO4	3	3	3	2		2	1	2		3	2	2	3	2
CO5	3	3	2	2		2	1		2	3	2	2	3	2

K.S.Rangasamy College of Technology – Autonomous R2018								
50 AC 001 - Research Skill Development - I								
Common to all Branches								
Semester	Hours / Week			Total Hrs	Credit	Maximum Marks		
	L	T	P			C	CA	ES
VII	1	0	0	10	0	100	00	100
<b>Objective(s)</b>	<input type="checkbox"/> To learn about the effective usage of power point <input type="checkbox"/> To presentation prepare presentation with various effects <input type="checkbox"/> To visualize the data in the presentation <input type="checkbox"/> To acquire knowledge about data sources <input type="checkbox"/> To investigate the research articles based on various applications							
<b>Course Outcomes</b>	<b>At the end of the course, the students will be able to</b> CO1: Develop presentation with visual effects CO2: Prepare a presentation with supporting data CO3: Attain the importance of research and data collection CO4: Analyze the various sources of research articles CO5: Interpret the tools and methods in preparing manuscript							
<b>Note:</b> Hours notified against each unit in the syllabus are only indicative but are not decisive. Faculty may decide the number of hours for each unit depending upon the concepts and depth. Questions need not be asked based on the number of hours notified against each unit in the syllabus.								
<b>Preparing a Presentation</b> Presenting data using Power Point- Power Point preparation and presentation, Design principles for creating effective Power Point slides with visuals displaying data. - Profile, - Problem, and a set of basic Excel charts, use to create								

Rev. No. 4

Passed in BoS Meeting held on 12/05/2023

Approved in Academic Council Meeting held on 03/06/2023

  
Chairman - BOS

BOS - CHAIRMAN Signature

a presentation.

[3]

**Creating effective slides using PowerPoint**

Create effective slides using PowerPoint. Tools within Power Point, structure story line, create story boards, identify primary elements of slide design, display data and finalize slide presentation. [2]

**Research Designs and Data Sources**

Overview of the topics: process of data collection and analysis. Starting with a research question - Review of



existing data sources- Survey data collection techniques- Importance of data collection- Basic features affect data analysis when dealing with sample data. Issues of data access and resources for access. [3]

**Measurements and Analysis Plan**

Importance of well-specified research question and analysis plan: various data collection strategies - Variety of available modes for data collection – review of literature - Tools at hand for simple analysis and interpretation. [2]

**Total Hours: 10**

**Text Book(s):**

1. Judy Jones Tisdale. Effective Business Presentations. Gulf Coast Books LLC. ISBN-13: 978-

2. Frauke Kreuter. Framework for Data Collection and Analysis,2018.  
<https://www.coursera.org/learn/data-collection-framework>

**Reference(s)**

1. Kothari, C.R. and Gaurav Garg, "Research Methodology: Methods and Techniques", New Age

2. Srivastava, T.N. and Rego, S., "Business Research Methodology", Tata McGrawHill Education Pvt. Ltd., Delhi, 2019.

	PO1	PO2	PO3	PO4	PO5	PO6	PO7	PO8	PO9	PO10	PO11	PO12	PSO1	PSO2
<b>CO1</b>	3	3		3	2				2	3	3			3
<b>CO2</b>	3	3	1	2	2		2		2	3	2	1		3
<b>CO3</b>	3	3	2	2			2		1	3		1	3	3
<b>CO4</b>	3	3	3	2		2	1	2		3	2	2	3	2
<b>CO5</b>	3	3	2	2		2	1		2	3	2	2	3	2

**K.S.Rangasamy College of Technology – Autonomous R 2018**

**50 BT 7P1 –Immunology Laboratory**

**B. Tech. Biotechnology**

Semester	Hours / Week			Total Hrs	Credit	Maximum Marks		
	L	T	P		C	CA	ES	Total
<b>VII</b>	0	0	4	60	2	60	40	100
<b>Objective(s)</b>	<input type="checkbox"/> To learn the basics of blood grouping antigens and its relation <input type="checkbox"/> To know the components present in of blood and its separation <input type="checkbox"/> To identify and understand the concept of various immune cells present in blood <input type="checkbox"/> To learn the significance of immune diffusion technique <input type="checkbox"/> To understand the concepts of specific antigen and antibody reaction in identifying diseases							

<b>Course Outcomes</b>	<b>At the end of the course, the student can able to</b>													
	CO1: Examine different blood groups, cells in human beings. CO2: Perform the different types of blood cells and know about their functions. CO3: Elucidate the presence of antigen and antibody in sample and its related functions based on immune diffusion technique CO4: Perform the identification methodology for typhoid and syphilis infections. CO5: Elucidate the binding of antigen and antibodies and their interaction through ELISA technique.													
<b>Note:</b> The hours given against each topic are of indicative. The faculty have the freedom to decide the hours required for each topic based on importance and depth of coverage required. The marks allotted for questions in the examinations shall not depend on the numbers hours indicated.														
List of experiments														
1. Immunology laboratory Safety and role of equipment's. 2. Blood collection, identification of blood grouping and Rh typing. 3. Separation of Serum and plasma from whole blood. 4. Preparation of blood smear and identification of blood cells. 5. Determination of haemoglobin. 6. Ouchterlony double immune diffusion (ODID) test. 7. Immunoelectrophoresis. 8. Radial immune diffusion. 9. Rapid Plasma Reagin (RPR) test. 10. WIDAL - slide and tube agglutination test. 11. ELISA – Sandwich. 12. Separation of Peripheral Blood Mononuclear Cells and Trypan Blue Assay for Live Cell 13. Coombs test. 14. Identification of HCG hormone - Pregnancy test. 15. Identification of T cells.														
														<b>Total Hours = 60</b>
<b>Text book(s):</b>														
1	Talwar, G. P. and Gupta, S. K. A., "Handbook of Practical and Immunology" CBS Publishers & Distributors, New Delhi, 2004.													
2	Ravi, M. And Paul, S.F.D., "A practical manual for basic immune techniques", Samanthi Publications Pvt. Ltd, Chennai, 2008													
	<b>PO1</b>	<b>PO2</b>	<b>PO3</b>	<b>PO4</b>	<b>PO5</b>	<b>PO6</b>	<b>PO7</b>	<b>PO8</b>	<b>PO9</b>	<b>PO10</b>	<b>PO11</b>	<b>PO12</b>	<b>PSO1</b>	<b>PSO2</b>
<b>CO1</b>	2	3	3	3	3		2		2	2	2	3	2	3
<b>CO2</b>	2	3		3	3	3		3			2	3	2	3
<b>CO3</b>	2	3	3	3	3		2			2	2	3	2	3
<b>CO4</b>			3	3	2		3	3		2	3		3	3
<b>CO5</b>	2	3	3	3	3		2			3	2	3	3	3

**K.S. Rangasamy College of Technology – Autonomous R 2018**

**50 BT 7P2 – Downstream Processing Laboratory**

**B. Tech. Biotechnology**

Semester	Hours / Week			Total Hrs	Credit	Maximum Marks		
	L	T	P		C	CA	ES	Total
VII	0	0	4	60	2	60	40	100

<b>Objective(s)</b>	<ul style="list-style-type: none"> <li>To acquire knowledge on purification strategies of bio products</li> <li>To design separation processes for the recovery and purification of bio products.</li> <li>To provide hands on knowledge on bio product concentration and recovery</li> <li>To understand the working principle of various unit operations involved in bio separation</li> <li>To demonstrate sequence of downstream processing operations for bio product recovery</li> </ul>
---------------------	------------------------------------------------------------------------------------------------------------------------------------------------------------------------------------------------------------------------------------------------------------------------------------------------------------------------------------------------------------------------------------------------------------------------------------------------------------------------------------------------

<b>Course Outcomes</b>	<p><b>At the end of the course, the student can able to</b></p> <p>CO1: Determine cell disruption kinetics for intracellular release kinetics by ultrasonication and know the principle of solid-liquid separation techniques.</p> <p>CO2: Execute and verify the adsorption isotherms and understand leaching characteristics.</p> <p>CO3: Discuss the principle of ammonium sulphate, isoelectric and aqueous two-phase extraction methods For recovery</p> <p>CO4: Analyze separation of biomolecules by chromatographic techniques.</p> <p>CO5: Demonstrate the operating procedure of freeze dryer and final purification strategies</p>
------------------------	-----------------------------------------------------------------------------------------------------------------------------------------------------------------------------------------------------------------------------------------------------------------------------------------------------------------------------------------------------------------------------------------------------------------------------------------------------------------------------------------------------------------------------------------------------------------------------------------------------------------------------------------------

**Note:** The hours given against each topic are of indicative. The faculty have the freedom to decide the hours required for each topic based on importance and depth of coverage required. The marks allotted for questions in the examinations shall not depend on the numbers hours indicated.

List of experiments

Any Ten Experiments

1. Studies on cell disruption by ultrasonication
2. Design of thickener for batch sedimentation
3. Studies on filtration – Plate and frame filter press/Leaf filter
4. Solid-Liquid separation by centrifugation
5. Product recovery by Cross current leaching
6. Biosorption studies - Verification of Freundlich Isotherm
7. Liquid-liquid extraction - Ternary liquid equilibrium
8. Aqueous two-phase extraction of biomolecules
9. Enzyme purification by isoelectric precipitation and acetone precipitation
10. Studies on ammonium sulphate precipitation
11. Studies on product purification by column chromatography
12. Studies on crystallization of product
13. Product polishing by freeze drying
14. Studies on drying characteristics
15. Analysis of bioactive compounds using HPLC

Total Hours = 60

**Text book(s):**

1	Roger.G . Harrison, Paul Todd, Scott R. Rudge and Demetri P.Petrides, “Bioseperation Science and Engineering”, Oxford University Press, New York, 2003.
---	---------------------------------------------------------------------------------------------------------------------------------------------------------

2	Desai, M. Downstream Processing of Proteins: Methods and Protocols, Humana Press, 2000.
---	-----------------------------------------------------------------------------------------

	PO1	PO2	PO3	PO4	PO5	PO6	PO7	PO8	PO9	PO10	PO11	PO12	PSO1	PSO2
<b>CO 1</b>	3	3	3		2				2	2	3	3	3	3
<b>CO 2</b>	3	3	3		2		3				2	3	3	3
<b>CO 3</b>	3	3	2	3	2	2		3		2	2	2	3	2
<b>CO 4</b>	3	3	2	2	2			3	2		2	3	2	3
<b>CO 5</b>	3	3	2	2		2		2		2		3	3	3

Rev. No. 4

Passed in BoS Meeting held on 12/05/2023

Approved in Academic Council Meeting held on 03/06/2023

  
Chairman - BOS

BOS - CHAIRMAN Signature

K.S.Rangasamy College of Technology - Autonomous R2018														
50 BT 7P3 -Project Work - Phase I														
B.Tech. Biotechnology														
Semester	Hours / Week			Total hrs	Credit		Maximum Marks							
	L	T	P		C	CA	ES	Total						
VII	0	0	4	60	2	100	-	100						
<b>Objective(s)</b>	<ul style="list-style-type: none"> <li>To prepare the students to adapt to the research environment</li> <li>To understand how projects are executed in a research laboratory</li> <li>To learn practical aspects of research on their domain</li> <li>To train students in the art of data interpretation</li> <li>To practice the students to analyze the results and thesis writing</li> </ul>													
<b>Course Outcomes</b>	<p><b>At the end of the course, the students will be able to</b></p> <p>CO1: Identify the problem and select a topic of the research            CO2: Competence in research design and planning            CO3: Create, analyse and critically evaluate different technical solutions.            CO4: Interpret the obtained research data and conclude the experiment            CO5: Develop skills of project management, report writing, problem solving, communication and interpersonal.</p>													
<ul style="list-style-type: none"> <li>Three reviews have to be conducted by the committee that constitutes minimum of three members one of which should be guide.</li> <li>Research problem should be selected.</li> <li>Students have to collect and bound about 50 research papers related to their work.</li> <li>Objectives and title of the work has to be finalized at the end of the Project Work - Phase I.</li> <li>Preliminary Implementation can be done if possible.</li> <li>Report has to be prepared as per the format and submitted by the students</li> <li>Internal evaluation has to be done for 100 marks</li> </ul>														
	PO1	PO2	PO3	PO4	PO5	PO6	PO7	PO8	PO9	PO10	PO11	PO12	PSO1	PSO2
CO1	3	3	2	3	3	2			3			3	3	3
CO2	3	3	3	3	3	2		2		2	2	3	3	3
CO3	3	3	2	3	3	2	3		2			3	3	3
CO4	3	3	2	3	2	2		3		2		3	3	3
CO5	2	3	2	3	2	2		3		3	3	3	3	3

**K.S.Rangasamy College of Technology – Autonomous R 2018**

**50 TP 0P5 - Career Competency Development V**

**Common to all branch**

Semester	Hours/Week			Total Hrs	Cred it C	Maximum Marks		
	L	T	P			CA	ES	TOTA L
<b>VII</b>	<b>0</b>	<b>0</b>	<b>2</b>	<b>30</b>	<b>0</b>	<b>100</b>	<b>0</b>	<b>100</b>
<b>Course Objectives</b>	<ul style="list-style-type: none"> <li>To help the learners to practice the written and oral communication skills in the academic and professional contexts</li> <li>To help the learners to practice the verbal and logical reasoning ability to meet out the requirements of both competitive exams and companies</li> <li>To help the learners to practice effectively the aptitude modules for company based recruitments and competitive exams</li> <li>To help the learners to practice effectively the data interpretation and analysis modules for company based recruitments and competitive exams</li> <li>To help the learners to hone the technical and programming skills for better employability</li> </ul>							
<b>Course Outcomes</b>	<p><b>At the end of the course, the student will be able to</b></p> <p>CO1: Reinforce the written and oral communication skills in the academic and professional contexts</p> <p>CO2: Discriminate and assess the verbal and logical reasoning ability to meet out the employability requirements of the companies</p> <p>CO3: Relate the aptitude modules for company based recruitments and competitive exams effectively</p> <p>CO4: Compare and illustrate the data interpretation and analysis modules effectively for company based recruitments and competitive exams</p> <p>CO5: Formulate and integrate the technical and programming skills to be focused on better employability and code contests.</p>							
Unit-1	<b>Written and Oral Communication</b>							Hrs
Self-Introduction-GD-HR Interview Skills-Corporate Profile Review-Practices on Company Based Questions and Competitive Exams <b>Materials:</b> Instructor Manual							6	
Unit-2	<b>Verbal &amp; Logical Reasoning</b>							
Practices on Company Based Questions and Competitive Exams <b>Materials:</b> Instructor Manual								
Unit-3	<b>Quantitative Aptitude</b>							6
Practices on Company Based Questions and Competitive Exams <b>Materials:</b> Instructor Manual								
Unit-4	<b>Data Interpretation and Analysis</b>							6
Practices on Company Based Questions and Competitive Exams <b>Materials:</b> Instructor Manual								
Unit-5	<b>Programming &amp; Technical Skills-Part 3</b>							6
Data Structure- Arrays-Linked List-Stack-Queues -Tree-Graph. Practices on Algorithms and Objective Type Questions. <b>Materials:</b> Instructor Manual								
<b>Total</b>							30	
<b>Evaluation Criteria</b>								

Rev. No. 4

Passed in BoS Meeting held on 12/05/2023

Approved in Academic Council Meeting held on 03/06/2023

  
Chairman - BOS

BOS - CHAIRMAN Signature

1	Evaluation1 – Written Test	15Questions eachfromUnit1,2,3,4&5(External Evaluation)	60
2	Evaluation2- OralCommunication	GDand HR Interview (External Evaluation by English,MBADept.)	20
3	Evaluation3– TechnicalInterview	InternalEvaluationbytheDept.–3 Core Subjects	20
Total			100

#### ReferenceBooks

1. Aggarwal ,R.S.“A Modern Approach toVerbal and Non- verbal Reasoning”, Revised Edition 2008 , Reprint 2009,S.Chand & CoLtd.,NewDelhi.
2. Abhijit Guha,“Quantitative Aptitude”,TMH,3<sup>rd</sup> edition
3. Objective Instant Arithmetic by M.B.Lal & Goswami Upkar Publications.
4. Word Power Made Easy by Norman Lewis W.R.GOYAL Publications

#### Note:

- Instructor can cover the syllabus by Classroom activities and Assignments (5Assignments/week)
- Instructor Manual has Classwork questions, Assignment questions and Rough work pages
- Each Assignment has 20questions forUnit 1,2,3,4 & 5and Unit 5and 5 questions from Unit5 (Algorithms)& Unit 1 (Oral Communication)

Evaluation has to be conductedaslikeLabExamination.

	PO1	PO2	PO3	PO4	PO5	PO6	PO7	PO8	PO9	PO10	PO11	PO12	PSO1	PSO2
CO1	1	1	1	1	1	2	1	1	2	3	2	3	1	1
CO2	2	1	2	2	1	2	1	1	2	3	3	3	2	2
CO3	2	1	2	2	1	1	1	1	2	3	2	3	2	2
CO4	2	2	2	2	2	1	1	1	2	3	3	3	2	2
CO5	2	2	2	2	2	2	2	2	2	3	2	3	3	3

**K.S. Rangasamy College of Technology – Autonomous R 2018**

**50 TP 0P6 – Internship**

**B.Tech. Biotechnology**

Semester	Hours / Week			Total hrs	Credit	Maximum Marks								
	L	T	P		C	CA	ES	Total						
VII	0	0	0	45	1	100	-	100						
<b>Objective(s)</b>	<ul style="list-style-type: none"> <li>To expose the students to understand the processes at industry and R&amp;D</li> <li>To identify the existing and evolving problems at industry</li> <li>To solve the problems at industry and environment need</li> <li>To prepare the report of solved problems for further action</li> <li>To summarize the data in a presentation mode</li> </ul>													
<b>Course Outcomes</b>	At the end of the course, the students will be able to CO1: Identify the root causes and problem solving process CO2: Design the experiment from literature survey CO3: Execute and trouble shoot through pilot study CO4: Interpret the raw and calculated data to conclude the problem CO5: Writing the reports and documenting the data for publication.													
1. Students undergo internship during sixth semester summer vacation (minimum of two weeks) 2. Students should submit an internship / innovation project report along with observation note book in the beginning of seventh semester 3. The observation note book of the students after the training with their personal comments / suggestions and attested by the trainer at industry or R&D 4. A technical presentation to be done by the students to the committee, immediately after submission of the report at the beginning of seventh semester 5. A committee constitute a senior faculty, HoD and along with industry person														
	<b>PO1</b>	<b>PO2</b>	<b>PO3</b>	<b>PO4</b>	<b>PO5</b>	<b>PO6</b>	<b>PO7</b>	<b>PO8</b>	<b>PO9</b>	<b>PO10</b>	<b>PO11</b>	<b>PO12</b>	<b>PSO1</b>	<b>PSO2</b>
<b>CO1</b>	3	3	2	3	3	2			3			3	3	3
<b>CO2</b>	3	3	3	3	3	2						3	3	3
<b>CO3</b>	3	3	2	3	3	2						3	3	2
<b>CO4</b>	3	3	2	3	2	2						3	3	2
<b>CO5</b>	2	3	2	3	2	2		3		3	3	3	3	2

Rev. No. 4

Passed in BoS Meeting held on 12/05/2023

Approved in Academic Council Meeting held on 03/06/2023

BOS - CHAIRMAN Signature  


K.S. Rangasamy College of Technology - Autonomous								
51 BT 801 – Bioethics and Biosafety								
B.Tech. Biotechnology								
Semester	Hours / Week			Total hrs	Credit	Maximum Marks		
	L	T	P		C	CA	ES	Total
VIII	3	0	0	45	3	50	50	100
<b>Objective(s)</b>	<ul style="list-style-type: none"> <li>To learn about Intellectual Property and related Rights</li> <li>To acquire knowledge on various conventions in protection of IP</li> <li>To provide knowledge on patent law and patent application process</li> <li>To learn various database for the search of patent</li> <li>To summarize the need for biosafety and their management</li> </ul>							
<b>Course Outcomes</b>	<p><b>At the end of the course, the students will be able to</b></p> <p>CO1: Review the types of IPR and their importance.</p> <p>CO2: Critique the different theories related to IPR.</p> <p>CO3: Formulate a patent according to the patent law and procedures for filing a patent</p> <p>CO4: Practice the database for searching the patents</p> <p>CO5: Investigate the role of GMOs and LMOs and their risk assessment and management</p>							
<p><b>Note:</b> Hours notified against each unit in the syllabus are only indicative but are not decisive. Faculty may decide the number of hours for each unit depending upon the concepts and depth. Questions need not be asked based on the number of hours notified against each unit in the syllabus.</p>								

<p><b>Introduction to Intellectual Property Rights</b></p> <p>IPR: definition, role and importance - types of IPR: Patents, Trademarks, Trade secrets, Copyright and Related Rights, Industrial Design, Traditional Knowledge, Geographical Indications - Protection of GMO's IPR in R&amp;D. [8]</p> <p><b>Theories and Conventions</b></p> <p>Indian theory, Constitutional Protection of Property and IP - Western theory - Locke's Labour, Hegel's Personality and Marxian Theory - Berne Convention, Universal Copyright Convention, the Paris Convention, TRIPS, the WIPO and the UNESCO. [9]</p> <p><b>Patent Filing</b></p> <p>Patent Law - Rights under Patent Law and its Limitations - Patent Requirements - Ownership and Transfer - Patentable and Non patentable inventions - Patent Application Process and Granting of Patent - Patent Infringement and Litigation- International Patent Law - Double Patenting, Patent Searching - Patent Cooperation Treaty - New developments in Patent Law. [10]</p> <p><b>IPR Database</b></p> <p>Patent database - National, International, Country-wise patent searches (USPTO, EPO), PATENT Scope (WIPO, IPO) - commercial and free patent databases - search tools and functions - database for trademark and industrial design - data security, confidentiality, privacy - International aspects of Computer and Online Crime. [9]</p> <p><b>Biosafety</b></p> <p>Introduction to Biological safety cabinets - primary containment for biohazards - biosafety levels - biosafety levels of specific microorganisms - biosafety guidelines - Government of India; definition of GMOs &amp; LMOs - roles of Institutional Biosafety committee, GMO applications in food and agriculture - environmental release of GMOs - Risk analysis, risk assessment, risk management and communication. [8]</p>		
		Total Hours = 45
<b>Text book(s):</b>		
1	Gopalakrishnan N.S. and Ajitha T.G, "Principles of Intellectual Property", 2nd edition, Eastern Book Company, 2014.	
2	BAREACT, Indian Patent Act, 1970, Acts and Rules, Universal Law Publishing Co. Pvt. Ltd., New Delhi, 2007.	
<b>Reference(s):</b>		
1	Subbaram N.R. "Handbook of Indian Patent Law and Practice ", S.Viswanathan Printers and Publishers Pvt.Ltd., 1998.	

Rev. No. 4  
 Passed in BoS Meeting held on 12/05/2023  
 Approved in Academic Council Meeting held on 03/06/2023

  
 Chairman - BOS  
 BOS - CHAIRMAN Signature



2	Tzotzos, G.T., "Genetically modified organisms - A guide to Biosafety", CAB International, Walling ford, U.K. 213p.1995													
3	R.O. Jenkins, (Ed.), Product Recovery in Bioprocess Technology – Biotechnology, Open Learning Series, Butterworth-Heinemann, 1992.													
4	Harrison, R.G., Todd, P., Rudge, S.R., and Petrides, D.P. (2015). Handbook of Biosafety Science and Engineering. 2 <sup>nd</sup> Edition. Oxford University Press.													
	<b>PO1</b>	<b>PO2</b>	<b>PO3</b>	<b>PO4</b>	<b>PO5</b>	<b>PO6</b>	<b>PO7</b>	<b>PO8</b>	<b>PO9</b>	<b>PO10</b>	<b>PO11</b>	<b>PO12</b>	<b>PSO1</b>	<b>PSO2</b>
<b>CO1</b>	2	3	3	2		3	3	3			3		3	3
<b>CO2</b>	2	3	3	2		3	3	3			3		3	3
<b>CO3</b>	2	3	3	3		3	3	3			3		3	3
<b>CO4</b>	2	3	3	3		3	3	3			3		3	3
<b>CO5</b>	2	3	3	3		3	3	3			3		3	3

Rev. No. 4  
 Passed in BoS Meeting held on 12/05/2023  
 Approved in Academic Council Meeting held on 03/06/2023

  
 Chairman - BOS  
 BOS - CHAIRMAN Signature

**K.S.Rangasamy College of Technology – Autonomous R2018**


**50 AC 002 - Research Skill Development II**

Semester	Hours / Week			Total hrs	Credit	Maximum Marks								
	L	T	P			C	CA	ES	Total					
VIII	1	0	0	15	0	100	0	100						
<b>Objective(s)</b>	<ul style="list-style-type: none"> <li>To identify the ethics in preparing research paper</li> <li>To organize manuscript for submission</li> <li>To attain knowledge for filing Patent</li> <li>To apply for copy right</li> <li>To develop and deploy Mobile App. in play store</li> </ul>													
<b>Course Outcomes</b>	<p><b>At the end of the course, the students will be able to</b></p> <p>CO1: Prepare a manuscript for journal publication.                      CO2: Apply the manuscript for publication                      CO3: Interpret the process of obtaining copyright and patent                      CO4: Analyze the various provisions to share the application                      CO5: Create and publish the mobile application in the digital store</p>													
<p><b>Note:</b> Hours notified against each unit in the syllabus are only indicative but are not decisive. Faculty may decide the number of hours for each unit depending upon the concepts and depth. Questions need not be asked based on the number of hours notified against each unit in the syllabus.</p>														
<p><b>Preparation of Manuscript</b>                      Data necessary before writing a paper: the context in which the scientist is publishing. Learning and identification of research community - advantages of scientific journal publication and manuscript preparation - ethical values in publishing. [3]</p> <p><b>Writing the paper</b>                      Writing research paper - structure of the paper - usage of bibliographical tools - abstract preparation and to do a peerreview for the abstract of the others, as in real academic life. Plagiarism of the prepared manuscript. [2]</p> <p><b>Copyright</b>                      Copyright law in India-Meaning of copyright-Classes of works for copyright protection -Ownership of Copyright-Assignment of copyright-Intellectual Property Rights (IPR) of Computer Software-Copyright Infringements-Procedure for registration. [2]</p> <p><b>Patents</b>                      Patent System In India -Types of Patent Applications-patentable invention - Not patentable-Appropriate office for filing -Documents required Publication and Examination of Patent Applications -Grant of Patent-Infringement of Patents -E-filing of Patent applications. [3]</p> <p><b>Deploying Mobile App. in play store</b>                      Introduction to Application Stores – Play Store, AppStore, Microsoft Store, Creating App – Android, iOS, UWP, Defining Manifest, Certifying App, Create Store Listing, Sharing Screenshots, Sharing App Credentials for Testing. [5]</p>														
								<b>Total Hours: 15</b>						
<b>Text Book(s):</b>														
1.	Mathis Plapp. How to Write and Publish a Scientific Paper (Project-Centered Course). <a href="https://www.coursera.org/learn/how-to-write-a-scientific-paper#instructors">https://www.coursera.org/learn/how-to-write-a-scientific-paper#instructors</a>													
2.	Rajkumar S. Adukia ,Handbook On Intellectual Property Rights In India,2007													
3	Dr. M. Kantha Babu ,”Text book on Intellectual Property Rights”,2019.													
<b>Reference(s)</b>														
1.	Kothari, C.R. and Gaurav Garg, “Research Methodology: Methods and Techniques”, New Age International Publishers, 2013													
2.	Srivastava, T.N. and Rego, S., "Business Research Methodology", Tata McGrawHill Education Pvt. Ltd., Delhi, 2019.													
3.	<a href="https://support.google.com/googleplay/android-developer/answer/9859152">https://support.google.com/googleplay/android-developer/answer/9859152</a>													
4.	<a href="https://developer.apple.com/ios/submit/">https://developer.apple.com/ios/submit/</a>													
5.	<a href="https://docs.microsoft.com/en-us/windows/uwp/publish/app-submissions">https://docs.microsoft.com/en-us/windows/uwp/publish/app-submissions</a>													
	PO1	PO	PO3	PO	PO	PO6	PO7	PO	PO	PO10	PO11	PO12	PSO1	PSO2

Rev. No. 4

Passed in BoS Meeting held on 12/05/2023

Approved in Academic Council Meeting held on 03/06/2023

  
Chairman - BOS

BOS - CHAIRMAN Signature

		2		4	5			8	9					
CO1	3	3	3	3	3			3	3	2	3	3	3	3
CO2	3	3	3	3	3			3	3	2	3	3	3	3
CO3	3	3	3	3	3			3	3	2	3	3	3	3
CO4	3	3	3	3	3			3	3	2	3	3	3	3
CO5	3	3	3	3	3			3	3	2	3	3	3	3

Rev. No. 4  
 Passed in BoS Meeting held on 12/05/2023  
 Approved in Academic Council Meeting held on 03/06/2023

  
 Chairman - BOS  
 BOS - CHAIRMAN Signature

**K.S.Rangasamy College of Technology - Autonomous R 2018**

**50 BT 8P1 -Project Work - Phase II**

**B.Tech. Biotechnology**

Semester	Hours / Week			Total hrs	Credit	Maximum Marks								
	L	T	P		C	CA	ES	Total						
<b>VIII</b>	0	0	16	240	8	40	60	100						
<b>Objective(s)</b>	<ul style="list-style-type: none"> <li>To prepare the students to adapt to the research environment</li> <li>To understand how projects are executed in a research laboratory</li> <li>To learn practical aspects of research on their domain</li> <li>To train students in the art of data interpretation</li> <li>To practice the students to analyze the results and thesis writing</li> </ul>													
<b>Course Outcomes</b>	<p><b>At the end of the course, the students will be able to</b></p> <p>CO1: Identify the problem and select a topic of their research            CO2: Competence in research design and planning            CO3: Create ,analyse and critically evaluate different technical solutions.            CO4: Interpret the obtained research data and conclude the experiment            CO5: Develop skills of project management, report writing, problem solving, communication and interpersonal</p>													
	<ul style="list-style-type: none"> <li>Three reviews have to be conducted by the committee that constitutes minimum of three members and one among them should be the guide.</li> <li>Each review has to be evaluated for 100 marks</li> <li>Attendance is compulsory for all reviews. If a student fails to attend the review with proper permission, one more chances may be given.</li> <li>The student should publish the paper in the journals.</li> <li>Final review will be conducted by the committee that constitutes one external expert examiner (outside the college) along with an internal examiner.</li> <li>The report should be submitted as per the format by the students.</li> </ul>													
	<b>PO1</b>	<b>PO2</b>	<b>PO3</b>	<b>PO4</b>	<b>PO5</b>	<b>PO6</b>	<b>PO7</b>	<b>PO8</b>	<b>PO9</b>	<b>PO10</b>	<b>PO11</b>	<b>PO12</b>	<b>PSO1</b>	<b>PSO2</b>
<b>CO1</b>	3	3	3	3	3		3	3	3	2	3	3	3	3
<b>CO2</b>	3	3	3	3	3		3	3	3	2	3	3	3	3
<b>CO3</b>	3	3	3	3	3		3	3	3	2	3	3	3	3
<b>CO4</b>	3	3	3	3	3		3	3	3	2	3	3	3	3
<b>CO5</b>	3	3	3	3	3		3	3	3	2	3	3	3	3

Rev. No. 4

Passed in BoS Meeting held on 12/05/2023

Approved in Academic Council Meeting held on 03/06/2023



BOS - CHAIRMAN Signature

**K.S. Rangasamy College of Technology – Autonomous R 2018**

**50 TP 0P6 – Internship**

**B.Tech. Biotechnology**

Semester	Hours / Week			Total hrs	Credit	Maximum Marks								
	L	T	P			C	CA	ES	Total					
VII	0	0	0	45	1	100	-		100					
<b>Objective(s)</b>	<ul style="list-style-type: none"> <li>To expose the students to understand the processes at industry and R&amp;D</li> <li>To identify the existing and evolving problems at industry</li> <li>To solve the problems at industry and environment need</li> <li>To prepare the report of solved problems for further action</li> <li>To summarize the data in a presentation mode</li> </ul>													
<b>Course Outcomes</b>	At the end of the course, the students will be able to CO1: Identify the root causes and problem solving process CO2: Design the experiment from literature survey CO3: Execute and trouble shoot through pilot study CO4: Interpret the raw and calculated data to conclude the problem CO5: Writing the reports and documenting the data for publication.													
1.Students undergo internship during sixth semester summer vacation (minimum of two weeks) 2.Students should submit an internship / innovation project report along with observation note book in the beginning of seventh semester 3.The observation note book of the students after the training with their personal comments / suggestions and attested by the trainer at industry or R&D 4.A technical presentation to be done by the students to the committee, immediately after submission of the report at the beginning of seventh semester 5.A committee constitute a senior faculty, HoD and along with industry person														
	<b>PO1</b>	<b>PO2</b>	<b>PO3</b>	<b>PO4</b>	<b>PO5</b>	<b>PO6</b>	<b>PO7</b>	<b>PO8</b>	<b>PO9</b>	<b>PO10</b>	<b>PO11</b>	<b>PO12</b>	<b>PSO1</b>	<b>PSO2</b>
<b>CO1</b>	3	3	2	3	3	2			3			3	3	3
<b>CO2</b>	3	3	3	3	3	2						3	3	3
<b>CO3</b>	3	3	2	3	3	2						3	3	2
<b>CO4</b>	3	3	2	3	2	2						3	3	2
<b>CO5</b>	2	3	2	3	2	2		3		3	3	3	3	2

Rev. No. 4

Passed in BoS Meeting held on 12/05/2023

Approved in Academic Council Meeting held on 03/06/2023



Chairman - BOS

BOS - CHAIRMAN Signature

K.S.Rangasamy College of Technology – Autonomous R 2018								
50 BT E11- Environmental Biotechnology								
B. Tech. Biotechnology								
Semester	Hours / Week			Total Hrs	Credit	Maximum Marks		
	L	T	P		C	CA	ES	Total
V	3	0	0	45	3	50	50	100
<b>Objective(s)</b>	<ul style="list-style-type: none"> <li>To familiarize the learners with the impacts of pollution on the environment and human health.</li> <li>To enable students to learn the basic concepts of interactions of radiation with environment.</li> <li>To enlighten the learners about waste management.</li> <li>To comprehend different forms of bioremediation and biodegradation available to treat waste.</li> <li>To understand the importance of monitoring the environment and its necessity for implementation.</li> </ul>							
<b>Course Outcomes</b>	<p><b>At the end of the course, the students will be able to</b></p> <p>CO1: Summarize the types, sources of pollution and to analyze pollution control measures.</p> <p>CO2: Appraise the interactions of nuclear radiation in the environment.</p> <p>CO3: Relate the different techniques involved in solid waste management.</p> <p>CO4: Employ the use of microbes and plants in bioremediation of oil spilled and salt affected soils along with the usage of biofertilizers for poor soil management.</p> <p>CO5: Inspect the consequence of pesticides and its degradation pathways.</p>							
<p>Note: The hours given against each topic are of indicative. The faculty has the freedom to decide the hours required for each topic based on importance and depth of coverage required. The marks allotted for questions in the examinations shall not depend on the numbers hours indicated.</p>								
<p><b>ENVIRONMENTAL POLLUTION</b> Types, sources and monitoring of air, water, noise and soil pollution, Pollutant categories: Metals, Organics and nuclear. Impact of pollution and pollutant on human health, environment and climate change; role of regulatory bodies in pollution control. [9]</p>								
<p><b>SOLID WASTE MANAGEMENT</b> Solid waste management: Introduction, management of municipal, agricultural, industrial, mining, hazardous (biomedical) waste- treatment methods (Incineration, pyrolysis) and Solid waste management methods (composting, vermiculture, methane production and landfill). [9]</p>								
<p><b>IMPACT OF NUCLEAR RADIATION</b> Ionizing and Non-ionizing Radiation- Types/sources of ionizing radiation (e.g. X- rays, gamma rays), Measurement of ionizing radiation, Health effects of ionizing radiation (burns, mutations, cancers), sources of environmental exposure to ionizing and non-ionizing radiation, Environmental hazards of disposal of ionizing wastes. Non-ionizing radiation and its impact on health (UV light, electromagnetic radiation, cell-phone radiation). [9]</p>								
<p><b>BIOREMEDIATION TECHNOLOGIES</b> Bioventing-biosparging and bioslurping-Phytoremediation-Biosorption and Bioleaching of heavy metals (Cadmium, Lead, Mercury), Metal binding targets and organisms, Metal-microbial interaction, Biomethylation of elements (Methylation of mercury and arsenic), Commercial biosorbents. Remediation of degraded ecosystems, degradation of xenobiotics in environment, decay behavior &amp; degradative plasmid, hydrocarbons, substituted hydrocarbons, oil pollution, surfactants, pesticides and heavy metals degradation pathways [9]</p>								
<p><b>TECHNOLOGIES FOR ENVIRONMENTAL MONITORING</b> Application of various technologies - Data bases, RDBMS, Management Information systems and decision support system - geographic information systems, Intranets and extranets - video teleconferencing and Remote sensing technology - contribution of remote sensing and GIS in management. Low cost sensor adoption for RT air, water and particulate deposition due to emissions from industries, agricultural and municipal wastes. [9]</p>								
Total Hours = 45 hours								
<b>Text book(s):</b>								
1	Baird, C. and Cann, M. Environmental Chemistry. W.H. Freeman and Company 2008.							
2	Botkin, Daniel B. and Keller, Edward A. Environmental Science: Earth as a Living Planet. 6th ed. John Wiley & Sons, USA. 2007							
<b>Reference(s):</b>								

1	Environmental Biotechnology. Concepts and Applications. Edited by H.-J. Jördening and J. Winter 2015													
2	Friis, Robert H. Essentials of Environmental Health. Jones and Bartlett, Inc., Sudbury, MA 2014													
3	Theodore, L. & Dupont, R. R. Environmental Health and Hazard Risk Assessment. Environmental Health and Hazard Risk Assessment (2017).													
4	S. B. Utham Kumar, Fundamentals of Environmental Biotechnology, Lambert Academic Publishing, New Delhi, 2011													
	PO1	PO2	PO3	PO4	PO5	PO6	PO7	PO8	PO9	PO10	PO11	PO12	PSO 1	PSO 2
CO1	3	3	3		2	2	3		3	2	2	3	3	3
CO2	3	2	2	3		3		3	2	2		2	3	3
CO3	3	3	2		2		3		3		2	3	3	3
CO4	2		3	2	3		1		3		2	2	3	3
CO5	2	3	2	3	3	2	2		3	2	2	2	3	3

K.S.Rangasamy College of Technology – Autonomous R 2018								
50 BT E12- Biodiversity and its conservation								
B. Tech. Biotechnology								
Semester	Hours / Week			Total Hrs	Credit	Maximum Marks		
	L	T	P			C	CA	ES
V	3	0	0	45	3	50	50	100
<b>Objective(s)</b>	<ul style="list-style-type: none"> <li>To develop the knowledge the knowledge of students in Biodiversity and its management</li> <li>To widen the knowledge about the sustainable utilization of natural resources</li> <li>To understand the regulatory authorities and their role about Biodiversity and its conservation</li> <li>To recognize the threats to the Biodiversity.</li> <li>To distinguish the roles and responsibilities of the regulatory authorities in Biodiversity and its conservation.</li> </ul>							
<b>Course Outcomes</b>	<p><b>At the end of the course, the students will be able to</b></p> <p>CO1: Describes the concepts and types of Biodiversity and its management.            CO2: Annotate the losses of biodiversity and conservation measures by agency.            CO3: Learn the significance and aesthetic uses of Biodiversity.            CO4: Exemplify the threats to the biodiversity through population exposure and other ways.            CO5: Appraise the sustainable management and conservation of Biodiversity.</p>							
<p>Note: The hours given against each topic are of indicative. The faculty has the freedom to decide the hours required for each topic based on importance and depth of coverage required. The marks allotted for questions in the examinations shall not depend on the numbers hours indicated.</p>								
<p><b>INTRODUCTION TO BIODIVERSITY</b>            Biodiversity - Definition-Types, Diversity of genes (genetic diversity), species (species diversity and ecosystems (ecosystem diversity); Goals and constraints of Biodiversity Science. Genetic Diversity - Nature and origin of Genetic Variation, Measuring Genetic Variation by Allozyme, Species Diversity — Measurement, Concepts of species richness, abundance, and turnover, species/area relationships, global distribution of species richness; Hot Spot analysis; A general account on Ecosystem diversity.[9]</p>								
<p><b>LOSS OF BIODIVERSITY AND HUMAN INFLUENCE ON BIODIVERSITY</b>            Species Extinction- Fundamentals causes, Deterministic and Stochastic processes, Current and Future Extinction rates; methods of estimating loss of biodiversity- Threatened species, The IUCN threat Categories (Extinct, Endangered, Vulnerable, Rare, Intermediate and Insufficiently known). [9]</p>								

**BIODIVERSITY AND HUMAN WELFARE**

A very general account on uses of Bioresources- plant uses: food, timber, medicinal ornamental and other uses- animal uses: food animals (terrestrial and aquatic), nonfood uses of animals, Domestic livestock- uses of microbes. Valuing Biodiversity- Instrumental (Goods, Services, and Information and Psychospiritual values) and Inherent or Intrinsic values, ethical and aesthetic values-An outline account on methods of valuing biodiversity. [9]

**THREATS TO BIODIVERSITY**

Habitat Destruction, Fragmentation, Transformation, Degradation and Loss: Causes, Patterns and consequences on the Biodiversity of Major Land and Aquatic Systems Invasive Species: their introduction pathways, biological impacts of invasive species on terrestrial and aquatic systems Pollution: Impacts of Pesticide pollution, Water pollution and Air Pollution on biodiversity Overexploitation: Impacts of Exploitation on Target and Non-target Terrestrial and Aquatic species and Ecosystems.[9]

**SUSTAINABLE MANAGEMENT AND CONSERVATION OF BIODIVERSITY AND BIORESOURCES**

Sustainable management - National policies and Instruments relating the protection of the wild/ domesticated flora and fauna as well as habitats; International policies and Instruments - A general account on multilateral treaties- the role of NBAI, CBD, IUCN, GEF, IBPGR, NBPGR, WWF, FAO, UNESCO and CITES. Conservation *In situ* and *Ex situ* Conservation. [9]

**Total Hours = 45 hours**

**Text book(s):**

1	Groombridge, B, "Global Biodiversity – Status of the Earth’s Living Resources", Groombridge, B (ed.). Chapman and Hall, London. 1992. 2. Virchow, D, "Conservation and Genetic Resources", Springer – Verlag, Berlin. 1998
2	Krishnamurthy, K. V. Textbook of Biodiversity. Science Publication. 2003.

**Reference(s):**

1	Groombridge, B, "Global Biodiversity – Status of the Earth’s Living Resources", Groombridge, B (ed.). Chapman and Hall, London. 1992. 2. Virchow, D, "Conservation and Genetic Resources", Springer – Verlag, Berlin. 1998
2	Krishnamurthy, K. V. Textbook of Biodiversity. Science Publication. 2003.
3	Friis, Robert H.Essentials of Environmental Health. Jones and Bartlett, Inc., Sudbury, MA 2014
4	Theodore, L. & Dupont, R. R. Environmental Health and Hazard Risk Assessment. Environmental Health and Hazard Risk Assessment (2017).

	PO1	PO2	PO3	PO4	PO5	PO6	PO7	PO8	PO9	PO10	PO11	PO12	PSO1	PSO2
<b>CO1</b>	2	2				2	3	2				3	2	2
<b>CO2</b>	3	3	3	2	3	2	3	1				3	3	3
<b>CO3</b>	3	3	3	2	3	2	3	1				3	3	3
<b>CO4</b>	3	3	3	2	3	2	3	1				3	3	3
<b>CO5</b>	3	3	3	2	3	2	3	1				3	3	3



**K.S.Rangasamy College of Technology – Autonomous R 2018**

**50 BT E13-Environmental Hazards and Management**

**B. Tech. Biotechnology**

Semester	Hours / Week			Total Hrs	Credit	Maximum Marks		
	L	T	P		C	CA	ES	Total
V	3	0	0	45	3	50	50	100
<b>Objective(s)</b>	<ul style="list-style-type: none"> <li>To understand the concepts of environmental hazards and the causative agents</li> <li>To differentiate the potential hazards and disaster</li> <li>To identify the suitable framework followed by a national and international agency to mitigate the hazards and disasters</li> <li>To comprehend the different aspects of technology for reducing and managing the risk</li> <li>To create awareness about hazards management.</li> </ul>							
<b>Course Outcomes</b>	<p><b>At the end of the course, the students will be able to</b></p> <p>CO1: Recite the concepts of environmental hazards and its impacts            CO2: Distinguish the potential role of elements causing health risk            CO3: categorize the types of environmental hazards and disasters.            CO4: Express the management and framework of hazards and disaster management            CO5: Choose the technologies that can be employed in the risk reduction and management.</p>							
<p><b>Note:</b> The hours given against each topic are of indicative. The faculty have the freedom to decide the hours required for each topic based on importance and depth of coverage required. The marks allotted for questions in the examinations shall not depend on the numbers hours indicated.</p>								
<p><b>ENVIRONMENTAL HAZARDS</b>            Concepts of environmental hazards, environmental disasters and environmental stress – hazard approaches in relation with human ecology – taxonomy of environmental hazards – Metals, Organics and nuclear – health and hazard risk. [6]</p> <p><b>TYPES OF ENVIRONMENTAL HAZARDS AND DISASTERS</b>            Natural hazards and disasters: planetary and extra planetary hazards – exogenous hazards and endogenous hazards. Man induced hazards: Nuclear accidents, Industrial accidents, environmental impacts of hazards and disasters. [10]</p> <p><b>FRAME WORK AND MANAGEMENT (HAZARDS AND DISASTER)</b>            Environmental Framework: Regulatory system- laws and regulation – role of state and central bodies. Hazard Management hazard risk identification, probability, consequences, characterization. Disaster Management: Effect to migrate natural disaster – international strategy for disaster reduction – concept of disaster management – national disaster management framework – financial arrangements – role of government and media – disaster response. [10]</p> <p><b>TECHNOLOGY IN RISK REDUCTION</b>            Application of various technologies – Data bases, RDBMS, Management Information systems and decision support system geographic information systems, Intranets and extranets – video teleconferencing and Remote sensing technology – contribution of remote sensing and GIS in management. Low cost sensor adoption for RT air, water and particulate deposition due to emissions from industries, agricultural and municipal wastes. [10]</p> <p><b>AWARENESS TOWARDS RISK MANAGEMENT</b>            Risk reduction by education – Network – risk management through public awareness – implication of development planning emergency response – case study on Tsunami, cyclone Thane, Sikkim earthquake, nuclear plant accident and nanopowder industry outbreak, Ghaziabad air pollution and Bhopal gas accident. [9]</p>								
Total Hours:= 45 hours								
<b>Text book(s):</b>								
1	Theodore, L. & Dupont, R. R. Environmental Health and Hazard Risk Assessment. Environmental Health and Hazard Risk Assessment (2017).							
<b>Reference(s):</b>								
1	Shroder, J. F. Hazards and Disasters Series Biological and Environmental Hazards , Risks , and							

Rev. No. 4

Passed in BoS Meeting held on 12/05/2023

Approved in Academic Council Meeting held on 03/06/2023

  
Chairman - BOS

BOS - CHAIRMAN Signature

	Disasters. (2016).													
2	Ragazzi, M. Air Quality Monitoring, Measuring, and Modeling Environmental Hazards. (2004).													
3	Bennett, G. Bioremediation of hazardous wastes. Journal of Hazardous Materials 34, 269–270 (1993).													
	PO1	PO2	PO3	PO4	PO5	PO6	PO7	PO8	PO9	PO10	PO11	PO12	PSO1	PSO2
CO1	3	3	3	3	3			3	3	2	3	3	3	3
CO2	3	3	3	3	3			3	3	2	3	3	3	3
CO3	3	3	3	3	3			3	3	2	3	3	3	3
CO4	3	3	3	3	3			3	3	2	3	3	3	3
CO5	3	3	3	3	3			3	3	2	3	3	3	3

K.S.Rangasamy College of Technology – Autonomous R 2018								
50 BT E14 – Food Biotechnology								
B. Tech. Biotechnology								
Semester	Hours / Week			Total Hrs	Credit	Maximum Marks		
	L	T	P			C	CA	ES
V	3	0	0	45	3	50	50	100
<b>Objective(s)</b>	<ul style="list-style-type: none"> <li>To gain basic knowledge in select various aspects of food processing principles, equipments and food engineering operations in food industries .</li> <li>To interpret the characteristics of various for preservation techniques.</li> <li>To Recognize and label the role of various agencies applied in food processing</li> <li>To gain knowledge in various aspects of Food processing and its importance for industrial applications.</li> <li>To take up higher studies in the area of Food technology and to become an entrepreneur.</li> </ul>							
<b>Course Outcomes</b>	<p><b>At the end of the course, the students will be able to</b></p> <p>CO1: Illustrate the basic concepts of food processing technology and quality improvement.</p> <p>CO2: Appraise the types of various food processing techniques in milk and milk products.</p> <p>CO3: Categorize vegetables, fruits and processing of meat.</p> <p>CO4: Understand the different operations involved in food conversion.</p> <p>CO5: Identify the Sensory evaluation of food quality and various organizations dealing with inspection and food safety standards.</p>							
<p><b>Note:</b> The hours given against each topic are of indicative. The faculty have the freedom to decide the hours required for each topic based on importance and depth of coverage required. The marks allotted for questions in the examinations shall not depend on the numbers hours indicated.</p>								
<p><b>Principles of Food Processing</b> Principles and methods of food preservation; thermal processing of food - 12D concept - blanching - pasteurisation - canning; freezing - evaporation - dehydration - radiation, pulse electric field - ultra high pressure - Modified atmosphere storage and packing, Food additives. [9]</p> <p><b>Food Engineering Operations</b> Properties of foods and processing theory - liquid, solid and gases: density, specific gravity, viscosity, surface activity - rheology and texture, flavour. Storage and transport, Raw material preparative operation - theory and equipment's used: cleaning, grading, peeling. Food conversion operation - size reduction, mixing, emulsification, filtration, membrane separation, extraction, crystallization. [9]</p> <p><b>Application of Food Processing</b> Technology of milk and milk products - processing of market milk: Types of milk products: paneer, butter, Ice cream, Vegetables and Fruits processing technology - Jam, jelly, squash, sauce and fruit juice powders. Recent trends in meat processing - post-mortem changes- meat tenderization - poultry processing. Baking technology: Bread, Cake and Biscuit preparation. [9]</p> <p><b>Fermentation Technology</b></p>								

Foodfermentation-generalprinciples-culturemaintenance.Productionprocessoffermentedfoods-Cheese, Yoghurt, sauerkraut, pickles; Industrial production of alcoholic beverages: beer and wine - non-alcoholic beverages - tea. Oriental fermented foods. Microorganisms as food: probiotics and prebiotics, single cell protein. Applications of enzymes in foodprocessing. [9]

**Food Quality and Management**

Sensory evaluation of food quality: appearance, textural, flavour factors - Nine hedonic scale - Food safety - Organizations dealing with inspection, Certification and quality assurance, Food safety standards: WHO, FPO, MMPO, HACCP, GMP, FSSAI. [9]

Total Hours:= 45 hours

**Text book(s):**

1	WulfCruger and AnnelieseCrueger., “Biotechnology: A Textbook of Industrial Microbiology”, Panima Publishing Corporation, New Delhi. 2003.
2	Pierre-Yves Bouthyette, “Fermentation Technologies”, 2 <sup>nd</sup> edition, Rai University, Ahmedabad, 2005.

**Reference(s):**

1	Presscott, D. “Industrial Microbiology”, CBS Publishers, New Delhi. 1999.
2	Peter F. Stanbury, Allan Whitaker and Stephen J, Hall, “Principles of Fermentation Technology”, Third edition, Butterworth-Heinemann Publishers, 2017.
3	Arindam Kuila and Vinay Sharma, “Principles and Applications of Fermentation Technology”, Wiley Publications, 2019
4	Modi, H.A., “ Fermentation Technology”, Vol-2, Pointer Publishers, 2015

	PO1	PO2	PO3	PO4	PO5	PO6	PO7	PO8	PO9	PO10	PO11	PO12	PSO 1	PSO 2
<b>CO1</b>	3	3	3	2	3	3	2	1		2	3	3	2	3
<b>CO2</b>	2	3	2	2	3	3	3			3	3	3	3	3
<b>CO3</b>	2	3	2	3	3	3	3	1		2	3	3	3	2
<b>CO4</b>	2	3	1	3	3	3	3	1		2	3	2	3	3
<b>CO5</b>	3	3	3	3	2	2	2			2	3	3	3	2

**K.S.Rangasamy College of Technology – Autonomous R 2018**

**50 BT E15 - Fermentation Technology**

**B. Tech. Biotechnology**

Semester	Hours / Week			Total Hrs	Credit	Maximum Marks		
	L	T	P		C	CA	ES	Total
V	3	0	0	45	3	50	50	100

<b>Objective(s)</b>	<ul style="list-style-type: none"> <li>To understand the important concepts and stages in fermentation engineering</li> <li>To learn the production of primary and secondary metabolites for various industrial applications.</li> <li>To identify the various upstream and product recovery techniques of metabolites production</li> <li>To acquire knowledge on the kinetics and bioconversion studies</li> <li>To illustrate the production process of different fermented products and identify its industrial application</li> </ul>
---------------------	--------------------------------------------------------------------------------------------------------------------------------------------------------------------------------------------------------------------------------------------------------------------------------------------------------------------------------------------------------------------------------------------------------------------------------------------------------------------------------------------------------------------------------------------

<b>Course Outcomes</b>	<p><b>At the end of the course, the students will be able to</b></p> <p>CO1: Determine the industrial fermentation process, types and different stages</p> <p>CO2: Elucidate the concept of organic feed stock production and various product recovery techniques</p> <p>CO3: Narrate the strategies for secondary metabolite production and process optimization</p> <p>CO4: Investigate the concept of growth kinetics, the applications of bioconversion and transformation of steroid and non- steroid compounds</p> <p>CO5: Illustrate the concept of production of microbial fungicides and pesticides, chemicals and pharmaceuticals by fermentation technology</p>
------------------------	----------------------------------------------------------------------------------------------------------------------------------------------------------------------------------------------------------------------------------------------------------------------------------------------------------------------------------------------------------------------------------------------------------------------------------------------------------------------------------------------------------------------------------------------------------------------------------------------------------------------------------------------------------------------------

**Note:** The hours given against each topic are of indicative. The faculty have the freedom to decide the hours required for each topic based on importance and depth of coverage required. The marks allotted for questions in the examinations shall not depend on the numbers hours indicated.

**INTRODUCTION TO FERMENTATION TECHNOLOGY**

Industrial Fermentation, Substrates used for Industrial Fermentation (Carbon and Nitrogen Sources), Methods of Fermentation: Batch, Fed Batch and Continuous, Different stages of fermentation process, Fermentation medium, Isolation and screening of industrially important microorganisms – primary and secondary screening; Maintenance of Strains; Strain improvement: Mutant selection and Recombinant DNA technology. [9]

**PRODUCTION OF PRIMARY METABOLITES**

Product Recovery: Centrifugation, Filtration, Chromatography, Sedimentation, Precipitation and Crystallization, Organic feed stocks produced by Fermentation – Ethanol, Acetone, Organic acids (Citric acid, Lactic acid), Amino acids – L-Glutamic acid and Tryptophan, Calculations for Product recovery and yield. [9]

**PRODUCTION OF SECONDARY METABOLITES AND PROCESS OPTIMIZATION**

Mechanism of secondary metabolite production, Examples-Antibiotics (Penicillin, Cephalosporin), Vitamins (Vitamin B12, Riboflavin), Ergot alkaloids, Nucleotides and Nucleosides. Antimicrobial agents. Role of metabolic engineering in process improvement, Computers in fermentation processes. [9]

**GROWTH KINETICS AND MICROBIAL TRANSFORMATION**

Growth kinetics in fermentation, Kinetics of batch, fed batch and continuous fermentation, Introduction to Microbial transformation, Types and applications of bioconversion, Procedures for biotransformation, Transformation of steroid and non-steroid compounds, SCP production from microbes and algae. [9]

**MODERN FERMENTATION TECHNOLOGY**

Microbial fungicides and Pesticides, Chemicals and Pharmaceuticals made by fermentation, Fermented food products – Beer, Wine, Genetically Modified Organisms, Biopolymers. Microbial leaching, Effluent treatment using microbes, Future of fermentation technology and its products. [9]

Total Hours:= 45 hours

**Text book(s):**

1	WulfCruger and Anneliese Crueger., “Biotechnology: A Textbook of Industrial Microbiology”, Panima Publishing Corporation, New Delhi. 2003.
---	--------------------------------------------------------------------------------------------------------------------------------------------

  
Chairman - BOS

2	Pierre-Yves Bouthyette, "Fermentation Technologies", 2 <sup>nd</sup> edition, Rai University, Ahmedabad, 2005.													
<b>Reference(s):</b>														
1	Presscott, D. "Industrial Microbiology", CBS Publishers, New Delhi. 1999.													
2	Peter F. Stanbury, Allan Whitaker and Stephen J, Hall, "Principles of Fermentation Technology", Third edition, Butterworth-Heinemann Publishers, 2017.													
3	Arindam Kuila and Vinay Sharma, "Principles and Applications of Fermentation Technology", Wiley Publications, 2019													
4	Modi, H.A., " Fermentation Technology", Vol-2, Pointer Publishers, 2015													
	<b>PO 1</b>	<b>PO2</b>	<b>PO3</b>	<b>PO4</b>	<b>PO5</b>	<b>PO6</b>	<b>PO7</b>	<b>PO8</b>	<b>PO9</b>	<b>PO10</b>	<b>PO11</b>	<b>PO12</b>	<b>PSO1</b>	<b>PSO2</b>
<b>CO1</b>	3	3	3	2	3	3	2	2	3	2	3	3	3	3
<b>CO2</b>	2	3	2	2	3	3	3		2	3	3	3	3	3
<b>CO3</b>	2	3	2	3	3	3	3	2		2	3	3	3	3
<b>CO4</b>	2	3	1	3	3	3	3	2	2	2	3	2	3	3
<b>CO5</b>	3	3	3	3	2	2	2		2	2	3	3	3	3

**K.S.Rangasamy College of Technology – Autonomous R 2018**

**50 BT E21- Cancer Biotechnology**

**B. Tech. Biotechnology**

Semester	Hours / Week			Total Hrs	Credit	Maximum Marks		
	L	T	P			C	CA	ES
VI	3	0	0	45	3	50	50	100

<b>Objective(s)</b>	<ul style="list-style-type: none"> <li>• To impart knowledge on fundamentals of cancer biology.</li> <li>• To determine the root causes and identifications of various cancer.</li> <li>• To understand various molecular tools for diagnosis and treatment of cancer.</li> <li>• To evaluate the origin and metastatic colonization and angiogenesis of cancer.</li> <li>• To describe the various diagnostic and treatment procedure for the cancer disease.</li> </ul>
---------------------	---------------------------------------------------------------------------------------------------------------------------------------------------------------------------------------------------------------------------------------------------------------------------------------------------------------------------------------------------------------------------------------------------------------------------------------------------------------------------

<b>Course Outcomes</b>	<p><b>At the end of the course, the students will be able to</b></p> <p>CO1: Describe the cancer, modulation of cell cycle and importance of diets in cancer          CO2: Interpret the mechanism of chemical and physical agents causing carcinogenesis          CO3: Explain the importance of DNA damage and cross link repair and activation of kinases.          CO4: Explore the clinical significance of invasion and heterogeneity of metastatic colonization          CO5: Exhibit the various form of diagnostic tools and therapy in cancer research</p>
------------------------	--------------------------------------------------------------------------------------------------------------------------------------------------------------------------------------------------------------------------------------------------------------------------------------------------------------------------------------------------------------------------------------------------------------------------------------------------------------------------------------------------------------------------------------------------------------------------------------

Note: The hours given against each topic are of indicative. The faculty has the freedom to decide the hours required for each topic based on importance and depth of coverage required. The marks allotted for questions in the examinations shall not depend on the numbers hours indicated.

**FUNDAMENTALS OF CANCER BIOLOGY**

Introduction to human cancers, Regulation of cell cycle- check points, mutations that cause changes in signal molecules, effects on receptor, signal switches, tumour suppressor genes - P53, Rb, BRCA1 and BRCA1; Oncogenes/proto oncogene, modulation of cell cycle in cancer, different forms of cancers, diet and cancer. [9]

**CARCINOGENESIS**

Theory of carcinogenesis, Chemical carcinogenesis, metabolism of carcinogenesis, principles of physical carcinogenesis, Ultraviolet radiation, x-ray radiation-mechanisms of radiation carcinogenesis. [9]

**MOLECULAR CELL BIOLOGY OF CANCER**

Tumor genetics: - DNA Damage and repair: damage during replication and crosslink repair, Signal targets and cancer, activation of kinases; Oncogenes, identification of oncogenes, retroviruses and oncogenes, detection of oncogenes. Molecular Mechanisms of Apoptosis, Cell Proliferation, Growth factors related to transformation, Telomerases [9]

**CANCER METASTASIS**

Clinical significances of invasion, heterogeneity of metastatic phenotype, metastatic cascade, Metastatic colonization, Angiogenesis, basement membrane disruption, three step theory of invasion, proteinases and tumour cell invasion. [9]

**NEW MOLECULES FOR CANCER THERAPY (CANCER SCREENING, DIAGNOSIS AND THERAPY)**

Advances in cancer detection - Biochemical assays, tumor markers, molecular tools for early diagnosis of cancer, Different forms of therapy- chemotherapy, radiation therapy, Use of signal targets towards therapy of cancer; Modern Therapy - Gene therapy, Drug therapy, Immunotherapy, Nano therapy.

Total Hours: 45 hours

Text book(s):														
1	Robin Hesketh. Introduction to Cancer Biology Cambridge, University Press 2013.													
2	Kewal K. Jain, "Applications of Biotechnology in Oncology", Springer, New York. 2013.													
Reference(s):														
1	Tannock I. and Hill. R.P. The basic science of oncology, 3rd ed. McGraw-Hill, 1998													
2	Stella Pelengaris and Michael Khan. The Molecular Biology of Cancer, 2nd edition. Wiley –Blackwell, 2013													
3	Francesco Pezzella, Mahvash Tavassoli, and David Kerr, Oxford Textbook of Cancer Biology, Oxford University Press, 2019													
4	David J. Kerr, Francesco Pezzella, Mahvash Tavassoli, David Kerr, "Cancer Biology" Oxford University Press, 2019													
	PO1	PO2	PO3	PO4	PO5	PO6	PO7	PO8	PO9	PO10	PO11	PO12	PSO1	PSO2
CO 1		3	3	3	2			1				3	3	3
CO 2		3	3	3	2			1				2	3	3
CO 3		3	2	3	3						2	2	3	3
CO 4		3	2	3	3						2	3	3	3
CO 5		3	2	3	3						2	3	3	3

K.S.Rangasamy College of Technology – Autonomous R 2018								
50 BT E22 Clinical Immunology								
B.Tech. Biotechnology								
Semester	Hours / Week			Total Hrs	Credit	Maximum Marks		
	L	T	P			C	CA	ES
VI	3	0	0	45	3	50	50	100
Objective(s)	<ul style="list-style-type: none"> <li>To provide a comprehensive understanding of techniques involved in clinical immunology</li> <li>To provide in depth knowledge in cellular and molecular mechanisms of immune regulation.</li> <li>To learn the immunological aspects of autoimmunity, stem cell and gene therapy.</li> <li>To impart comprehensive knowledge on screening and laboratory testing's</li> <li>To acquire knowledge on immune mediated pathophysiological conditions.</li> </ul>							
Course Outcomes	<p><b>At the end of the course, the students will be able to</b></p> <p>CO1: Analyse the techniques used for diagnosis of immunological aspects of diseases.</p> <p>CO2: Validate the tools and techniques involved in immune regulation of various diseases</p> <p>CO3: Outline the laboratory testing for transplantation and prevention of reject during transplantation</p> <p>CO4: Explore the outcomes of solid organ transplantations and prevention of allograft rejection</p> <p>CO5: Interpret the immunological aspects of organ specific diseases.</p>							

**Note:** The hours given against each topic are of indicative. The faculty have the freedom to decide the hours required for each topic based on importance and depth of coverage required. The marks allotted for questions in the examinations shall not depend on the numbers hours indicated.



**IMMUNOLOGICAL TECHNIQUES**

Introduction to clinical immunology, measurement of immunoglobulins- Radio immuno assay, ELISA, immunoblots. Complement assay, lymphocytic assay- Fluorescein-Activated Cell Sorter, Lymphocyte Proliferation assays, DNA Technology assays-PCR assays, major histocompatibility (MHC) assays, Microarray assays. [9]

**IMMUNE REGULATION**

Immunosuppression- immunosuppressive drugs, Antibodies and other immunosuppressive methods, Immunopotential, Cytokine therapy, Adoptive immunotherapy –cytokine immunomodulation, cellular vaccines and modulations- Dendritic Cell Vaccines. [9]

**AUTOIMMUNITY**

Autoimmunity versus autoimmune disease, T-cell versus B-cell-mediated autoimmune disease, Mechanisms of autoimmune tissue injury and examples- Type IIA Autoimmune reaction, Treatment of autoimmune disease- Anti T lymphocyte therapy, Anti B Lymphocyte therapy, Intravenous immunoglobulins, Autologous Hematopoietic Stem Cell Transplantation (HSCT), Future aspects- Gene therapy and stem cell therapy [9]

**IMMUNOLOGICAL ASPECTS OF TRANSPLANTATION**

Laboratory testing for compatibility- HLA Typing, ABO Blood typing, Screening for preformed antibodies-Cross matching, Types of solid organ allograft rejection- Hyper acute rejection, acute rejection and chronic rejection, Prevention of solid organ allograft rejection, solid organ transplantation outcomes. [9]

**IMMUNOLOGICAL ASPECTS OF DISEASES**

Skin diseases- Alopecia areata, Antibody-induced bullous skin lesions -Pemphigus Vulgaris , cardiac diseases- Rheumatic fever, Chagas disease, immune mediated diseases of GI tract — Gluten Sensitive Enteropathy, Liver

Total Hours = 45

**Text book(s):**

1	John B. Zabriskie, "Essential clinical immunology", 2 <sup>nd</sup> Ed., Cambridge University Press, 2009.
2	Vladimir V. Klimov, "From Basic to Clinical Immunology", Springer International Publishing, 2019.

**Reference(s):**

1	Abbas, K. A., Litchman, A. H. and Pober, J. S. "Cellular and Molecular Immunology", 4th Ed., W. B. Saunders Co., Pennsylvania, USA, 2005.
2	Roitt, I., Brostoff, J. and David, M. "Immunology", 6th Ed., Mosby publishers Ltd., New York, USA, 2001.
3	Tizard, R.I. "Immunology", 4 th Ed., Saunders college publishing, Chennai Microprint Pvt. Ltd., Chennai, 2004.
4	Mark Peakman, Diego Vergani, "Basic and Clinical Immunology", Elsevier Science, 2009

	PO1	PO2	PO3	PO4	PO5	PO6	PO7	PO8	PO9	PO10	PO11	PO12	PSO 1	PSO2
<b>CO 1</b>		3		3	3						2	3	2	3
<b>CO 2</b>		3		3	3						2	3	2	3
<b>CO 3</b>		3		3	3						2	3	2	3
<b>CO 4</b>		3		3	3						2	3	3	3
<b>CO 5</b>		3		3	3						2	3	3	3

**K.S.Rangasamy College of Technology – Autonomous R 2018**

**50 BT E23- Stem Cell Technology**

**B. Tech. Biotechnology**

Semester	Hours / Week			Total Hrs	Credit	Maximum Marks		
	L	T	P			C	CA	ES
VI	3	0	0	45	3	50	50	100

<b>Objective(s)</b>	<ul style="list-style-type: none"> <li>To familiarize the basic knowledge on embryology and developmental biology.</li> <li>To learn the different developmental phases of stem cells and establishment of stem cell banks.</li> <li>To develop the skills in the area of stem cell research and its applications.</li> <li>To widen the knowledge about the isolation.</li> <li>To develop the culturing procedure and applications of stem cells to treat diseases.</li> </ul>
---------------------	----------------------------------------------------------------------------------------------------------------------------------------------------------------------------------------------------------------------------------------------------------------------------------------------------------------------------------------------------------------------------------------------------------------------------------------------------------------------------------

<b>Course Outcomes</b>	<p><b>At the end of the course, the students will be able to</b></p> <p>CO1: Highlight the origin, types, sources, characterization and applications of stemcells.</p> <p>CO2: Explain the sources, properties and challenges in establishing the human embryonic stem cell banks.</p> <p>CO3: Interpret the isolation neural stem cells, preparation of complete neuro culture and Immunolabeling procedures.</p> <p>CO4: Identify the novel stem cell based gene therapy and genetically engineered stem cells in animal cloning.</p> <p>CO5: Demonstrate role of stem cells in cellular assay, drug discovery and haematopoietic stem cell Transplantation</p>
------------------------	-------------------------------------------------------------------------------------------------------------------------------------------------------------------------------------------------------------------------------------------------------------------------------------------------------------------------------------------------------------------------------------------------------------------------------------------------------------------------------------------------------------------------------------------------------------------------------------------------------------------------------------------------------------------

**Note:** The hours given against each topic are of indicative. The faculty have the freedom to decide the hours required for each topic based on importance and depth of coverage required. The marks allotted for questions in the examinations shall not depend on the numbers hours indicated.

**INTRODUCTION TO STEM CELLS**

Introduction to stem cells, embryogenesis, differentiation and types of stem cells, origin and characterization of human stem cells and its applications-plasticity of human somatic stem cells-sources of stem cells: cord blood and bone marrow-scientific and technical obstacles of novel human stem cell based therapy-stem cell marker. [9]

**HUMAN EMBRYONIC STEM CELL**

Sources for human embryonic stem cells (hESC)-growing of hESC in laboratory-animal stem cells-current advantages and limitations of hESC and human somatic cells-properties of embryonic stem cells-developments regarding establishment of human stem cell banks and registries-regulations in European member and Non-European countries regarding hESC research. [9]

**ISOLATION AND IDENTIFICATION OF STEM CELLS**

Neural diseases-preparation of complete neuroculture, culturing and subculturing human neurospheres-differentiation of human neurospheres and neurons, astrocytes and oligodendrocytes-immuno-labelling procedure- mesenchymal stem cells-retinal stem cells-bone marrow. [9]

**STEM CELL THERAPY**

Novel stem cell based gene therapy, genetically engineered stem cells-stem cells and animal cloning-transgenic animals and stem cells-stem cell therapy vs cell protection-stem cell in cellular assays for screening-stem cell based drug discovery and toxicological studies-hematopoietic stem cell transplantation. [9]

**APPLICATIONS OF STEM CELLS**

Clinical applications of hematopoietic stem cells from cord blood treatment of neural diseases such as Parkinson's

Total Hours: 45 hours

**Text book(s):**

1	Robert Lanza and Antony Atala " Essentials of stem cell biology" 3 <sup>rd</sup> edition, Elsevier academic press, 2014.
2	Jane E. Bottenstein. "Neural Stem Cells, Development and Transplantation", Springer India Pvt. Ltd.New Delhi, 2010.

**Reference(s):**

1	Gary S Stein et al., "Human stem cell Technology and Biology" a Research guide and Laboratory manualWiley-Blackwell (2011)
---	----------------------------------------------------------------------------------------------------------------------------

2	Thomas C.G. Bosch. "Stem Cells, from Hydra to Man", Springer India Pvt. Ltd., New Delhi, 2009.													
3	Raul Delgado-Morales, "Stem Cell Genetics for Biomedical Research: Past, Present and Future", Springer International Publishing, 2018.													
4	Aditya Bharadwaj, "Global Perspectives on Stem Cell Technologies", Springer International Publishing, 2017.													
	<b>PO1</b>	<b>PO2</b>	<b>PO3</b>	<b>PO4</b>	<b>PO5</b>	<b>PO6</b>	<b>PO7</b>	<b>PO8</b>	<b>PO9</b>	<b>PO10</b>	<b>PO11</b>	<b>PO12</b>	<b>PSO1</b>	<b>PSO2</b>
<b>CO1</b>		3	3	3	2			1				3	3	3
<b>CO2</b>		3	3	3	2			2				2	3	3
<b>CO3</b>		3	2	3	3			2			2	2	3	3
<b>CO4</b>		3	2	3	3						2	3	3	3
<b>CO5</b>		3	2	3	3						2	3	3	3

K.S.Rangasamy College of Technology – Autonomous R 2018								
50 BT E24 – Tissue Engineering								
B. Tech. Biotechnology								
Semester	Hours / Week			Total Hrs	Credit	Maximum Marks		
	L	T	P		C	CA	ES	Total
VI	3	0	0	45	3	50	50	100
<b>Objective(s)</b>	<ul style="list-style-type: none"> <li>To learn the basics of tissue structure and its organization in human and other animals.</li> <li>To widen the knowledge about the culturing of tissues.</li> <li>To develop the skills of the students in the area of tissue engineering.</li> <li>To impart the knowledge on tissue transplantation.</li> <li>To develop the skills related to molecular interactions in tissue engineering.</li> </ul>							
<b>Course Outcomes</b>	<p><b>At the end of the course, the students will be able to</b></p> <p>CO1: Detail the basic concepts of tissue engineering such as its origin, triad and a cellular prosthesis.</p> <p>CO2: Explore the concept of vascularisation and organization of cells into higher ordered structures.</p> <p>CO3: Demonstrate the transport properties and diffusion of simple metabolites through tissues and its limitations</p> <p>CO4 :Describe the recent advancement of 3D cultures in tissue engineering and the applications of growth factors</p> <p>CO5: Highlight the application of tissue engineering for renal function replacement, bone regeneration and skin tissue replacement</p>							
<p>Note: The hours given against each topic are of indicative. The faculty have the freedom to decide the hours required for each topic based on importance and depth of coverage required. The marks allotted for questions in the examinations shall not depend on the numbers hours indicated.</p>								

**INTRODUCTION TO TISSUE ENGINEERING**

History and scope of tissue engineering - definition - scientific challenges, general scientific issues — tissue engineering in perspectives - origin, triad, a cellular prosthesis - stem cells: basic principles, cell culture techniques in tissue engineering.

[9]

**STRUCTURE AND ORGANIZATION OF TISSUES**

Vascularisation of *in vitro* and *in vivo* - organization of cells into higher ordered structures - EMT and MET transformation- composition and delivery of ECM - receptors for extracellular matrix molecules.

[9]

**TRANSPORT PROPERTIES OF TISSUES**

Mass transfer in tissue, diffusion of simple metabolites, diffusion and reaction of proteins-carrier protein and channel-molecular and cell transport through tissues, cell-cell interaction and cell-matrix interaction — transport limits in 3D culture.

[9]

**GENERAL ASPECTS OF CELLS IN CULTURE**

Cell migration and control of cell migration - differential cell adhesion and tissue organization - growth factor delivery in tissue engineering - scaffolds and tissue engineering — synthesis, properties and fabrication - transplantation immunology - applications of growth factors: VEGF/angiogenesis.

[9]

**APPLICATION OF TISSUE ENGINEERING**

Liver organization and development, designing of bioreactors for liver tissue engineering, hepatic liver support system - tissue engineering approach to renal function replacement - bone regeneration by mesenchymal stem cells - skin tissue engineering and its replacement.

[9]

**Total Hours = 45**

Text book(s):														
1	Samuel E., Lynch L.L. and Be Roberts J. Geng, "Tissue Engineering", Wiley Black well, Singapore, 2010.													
2	Ravi Birla, "Introduction to Tissue Engineering: Application and Challenges", Wiley & Sons, New Jersey, 2014.													
Reference(s):														
1	Clemens A. van Blitterswijk and Jan de Boer, "Tissue Engineering" 2 <sup>nd</sup> Edition, Academic Press, UK, 2014													
2	Lanza L. and Langer P., "Principle and Applications of Tissue Engineering", Wiley Black well, Singapore, 2010.													
3	MasoudMozafari, FarshiSefat and Anthony Atala, "Hand book of Tissue Engineering scaffolds: Volume Two", Woodhead Publishing series in Biomaterials, Cambridge, US, 2019													
4	Lijie Grace Zhang, John P Fisher, Kam Leong, "3D Bioprinting and Nanotechnology in Tissue Engineering andRegenerative Medicine", Elsevier Science, 2015.													
	PO1	PO2	PO3	PO4	PO5	PO6	PO7	PO8	PO9	PO10	PO11	PO12	PSO1	PSO2
CO1	2	3	3	3	2	2		2		2		3	3	3
CO2	3	3	3	3	2		2	2	3		3	2	3	3
CO3	3	3	2	3	3	2		2		3	2	2	3	3
CO4	3	2	3	3		2		3		2	3	3	3	3
CO5	3	3	2	3	3		2		3	3	2	3	3	3

K.S.Rangasamy College of Technology – Autonomous R 2018								
50 BT E25 - Biomedical Instrumentation								
B. Tech. Biotechnology								
Semester	Hours / Week			Total Hrs	Credit	Maximum Marks		
	L	T	P		C	CA	ES	Total
VI	3	0	0	45	3	50	50	100
Objective(s)	<ul style="list-style-type: none"> <li>To learn about the instrumental analysis of human physiology and anatomy.</li> <li>To familiarize about the various electrical and non-electrical measurements aids</li> <li>To identify the applications of chemicals in the synthesis of implant materials.</li> <li>To understand the concepts of imaging in diagnosis and monitoring effectiveness of the treatments.</li> <li>To acquire knowledge on the existing life assisting and robotic devices.</li> </ul>							
Course Outcomes	<p><b>At the end of the course, the students will be able to</b></p> <p>CO 1. Reproduce the basic bio-potential and biomechanical rhythm of human physiology with its characteristics</p> <p>CO 2. Quantify the electrical parameters measurement in correlation to the instruments and the role of physiological signals and transducers</p> <p>CO 3. Report the role of non-electrical parameters measurement in correlation to the human physiology</p> <p>CO 4. Categorize various biomaterials for various biomedical applications</p> <p>CO 5. Demonstrate and interpret the imaging equipment principles and output signals</p>							

Note: The hours given against each topic are of indicative. The faculty have the freedom to decide the hours required for each topic based on importance and depth of coverage required. The marks allotted for questions in the examinations shall not depend on the numbers hours indicated.

**BASIC ELECTRO-PHYSIOLOGY AND BIOMECHANICS OF HUMAN SYSTEM**

Electrical Potentials in the human body and the origin of Bio-mechanics. Neuromuscular system: neurons, synapses and muscles, electrical properties of nerves and muscles. Basic components of a biomedical system- Cardiovascular systems- Respiratory systems -Kidney and blood flow - Biomechanics of bone - Biomechanics of soft tissues - Basic mechanics of spinal column and limbs. [9]

**ELECTRICAL PARAMETER MEASUREMENTS**

Bio-potential electrodes, biological amplifiers, ECG, EEG, EMG, ERG, lead systems and recording methods, typical waveforms and signal characteristics. Physiological signals and transducers - Transducers – selection criteria – Piezo electric, ultrasonic transducers - Temperature measurements - Fibre optic temperature sensors. [9]

**NON-ELECTRICAL PARAMETER MEASUREMENTS**

Measurement of blood pressure; Cardiac output, Heart rate and Heart sound. Pulmonary function measurement: spirometer, PhotoPlethysmography and Body Plethysmography — Blood Gas analysers: pH of blood: measurement of blood pCO<sub>2</sub>, pO<sub>2</sub>, finger-tip oxymeter - ESR, GSR measurements. [9]

**BIOMATERIALS**

Definition and classification of bio-materials, wound healing process, body response to implants, blood compatibility. Implant materials: Metallic implant materials. Polymeric implant materials: Polymerization, polyamides, Acrylic polymers, rubbers. Bio polymers: Collagen and Elastin. Medical Textiles: Silica, Chitosan, PLA composites, Sutures and wound dressings.[9]

**DIAGNOSTIC IMAGING AND THERAPEUTIC DEVICES**

Ionizing radiation, Diagnostic x-ray equipment, use of Radio Isotope in diagnosis, medical image modalities: MRI, PET, SPECT and CT. Endoscopy: bronchoscope, gastro scope, colonoscope — Ultrasonography –Thermography — Different types of biotelemetry systems and patient monitoring system. Therapeutic Devices: Pacemakers, Defibrillators, Ventilators, Diathermy – Dialysers and Lithotripsy. Nano robots: surgery – 3D surgical techniques and orthopedic prostheses fixation.[9]

**Total Hours= 45**

**Text book(s):**

1	Khandpur R.S, “Handbook of Biomedical Instrumentation”, Tata McGraw Hill, New Delhi, 2014.
2	Anandanatarajan, R., “Biomedical Instrumentation and Measurements”, PHI Learning, New Delhi, 2011.

**Reference(s):**

1	Webster, J. G. Biomedical instrumentation. in Handbook of Research on Biomedical Engineering Education and Advanced Bioengineering Learning: Interdisciplinary Concepts, 2012.
2	Cromwell, L., Weibell, F. J., Pfeiffer, E. A. &Usselman, L. B. Biomedical instrumentation and measurements. Biomed InstrumMeas, 1973.
3	Marcus, R. T. Colorometry. Measurement, Instrumentation, and Sensors Handbook: Electromagnetic, Optical, Radiation, Chemical, and Biomedical Measurement, 2014.
4	John G. Webster, John William Clark. “ Medical Instrumentation: Application and Design”, Wiley Publishers, 2010

	PO1	PO2	PO3	PO4	PO5	PO6	PO7	PO8	PO9	PO10	PO11	PO12	PSO1	PSO2
<b>CO1</b>					3						3	2	2	3
<b>CO2</b>	3	3	3	3	3						3	3	3	3
<b>CO3</b>	3	3	3	3	2						2	3	3	2
<b>CO4</b>	3	3	2	3	2						3	3	3	3
<b>CO5</b>	3	3	2								2	2	3	3

Rev. No. 4  
Passed in BoS Meeting held on 12/05/2023  
Approved in Academic Council Meeting held on 03/06/2023



Chairman - BOS

BOS - CHAIRMAN Signature

**K.S.Rangasamy College of Technology – Autonomous R  
2018**

**50 BT E31- Bioresource Technology**

**B. Tech. Biotechnology**

Semester	Hours / Week			Total Hrs	Credit	Maximum Marks		
	L	T	P			C	CA	ES
VI	3	0	0	45	3	50	50	100
<b>Objective(s)</b>	<ul style="list-style-type: none"> <li>To make the students to understand about the bio resource and its sustainable utilization.</li> <li>To familiarize the bioenergy production methods though cost effective methods.</li> <li>To understand the role of microorganisms in bioenergy production</li> <li>To equip the students to use the resource wisely through advanced technologies.</li> <li>To facilitate the students to adopt the sophisticated technology for bio resource management.</li> </ul>							
<b>Course Outcomes</b>	<p><b>At the end of the course, the students will be able to</b></p> <p>CO1: Explore the different types of bioresources and the roles of bioprospecting, ecotourism and biodiversity policies.</p> <p>CO2: Design a bioreactor for efficient bio-energy production and scaling-up procedures.</p> <p>CO3: Analyze the cell growth and the kinetics of product formation and enzymatic conversions.</p> <p>CO4: Interpret and analyse the optimization yield, recycle and minimize the waste generation.</p> <p>CO5: Elucidate the concepts of activated sludge, digestion, biodegradation and bio filtration.</p>							
<p>Note: The hours given against each topic are of indicative. The faculty have the freedom to decide the hours required for each topic based on importance and depth of coverage required. The marks allotted for questions in the examinations shall not depend on the numbers hours indicated.</p>								
<p><b>INTRODUCTION TO BIORESOURCES</b></p> <p>Bioresources and its types – availability of different organic wastes – characteristics of solid and liquid wastes – consumptive use: logging, fishing, quarrying and Non-consumptive use: bioprospecting, ecotourism, research – biodiversity policies: importance of natural resources economic development policies, environmental and natural resources policies. [9]</p>								
<p><b>BIOENERGY</b></p> <p>Different bioenergy generation processes: biomethanation, biohydrogen, bioethanol, biodiesel – bioreactor design for bio-energy – comparative analysis on different bioenergy generation processes – scaling up problems – economic analysis of the process. [9]</p>								
<p><b>MICROBIAL RESOURCES</b></p> <p>Cell growth and product formation kinetics, enzymatic conversion and treatment of cellulose and lignocelluloses – algal cultivation and harvesting for Microbial Fuel Cells – biocatalysis – biopolymers – biosurfactants. [9]</p>								
<p><b>NATURAL RESOURCE MANAGEMENT AND CONSERVATION</b></p> <p>Sustainable yield management – reduction and minimization of waste – recycling of solid, liquid and gaseous wastes – integrated development planning and integrated coastal zone management – environmental impact assessments – protected area systems – community based natural resource – Remote sensing and GIS. [9]</p>								
<p><b>BIORESOURCE UTILISATION</b></p> <p>Activated sludge – aerobic and anaerobic digestion – biodegradation of toxic compounds – biofiltration – biological nutrients removal – bioremediation – biosorption and bioleaching of heavy metals – constructed wetlands for industrial effluents – membrane technology. [9]</p>								
								<b>Total Hours = 45</b>
<b>Text book(s):</b>								
1	Ashok Pandey, "Concise Encyclopedia of Bioresource Technology", CRC Press, 2009.							
2	Goodbody, I. and Thomas-Hope, E. "Natural Resource Management for Sustainable Development of the Caribbean", Canoe Press, University of the West Indies, Mona, 2002.							
<b>Reference(s):</b>								
1	Cunningham W. and Saigo B., "Environmental Science, A Global Concern", McGraw Hill, New York, 2001.							

Rev. No. 4

Passed in BoS Meeting held on 12/05/2023

Approved in Academic Council Meeting held on 03/06/2023

  
Chairman - BOS

BOS - CHAIRMAN Signature



2	Sangeetha, Jeyabalan, Thangadurai, D, "Industrial biotechnology: sustainable production and bioresourceutilization", Apple Academic Press, 2016.													
3	Yoram Krozer, Michael Narodoslawsky "Economics of Bioresources: Concepts, Tools, Experiences" Springer International Publishing, 2019													
4	Ashok Pandey, Christian Larroche, Ram Sarup Singh, Reeta Rani Singhania, "Biomass, Biofuels, Biochemicals: Advances in Enzyme Technology", Elsevier Science Publishing, 2019.													
	<b>PO1</b>	<b>PO2</b>	<b>PO3</b>	<b>PO4</b>	<b>PO5</b>	<b>PO6</b>	<b>PO7</b>	<b>PO8</b>	<b>PO9</b>	<b>PO10</b>	<b>PO11</b>	<b>PO12</b>	<b>PSO1</b>	<b>PSO2</b>
<b>CO1</b>	3	3	3	2	2	2	2	1	1	2			3	3
<b>CO2</b>	3	3	3	2	2	3	2	2	2	3			3	2
<b>CO3</b>	3	3	3	2	2	2	1	2	1	1	2	2	2	1
<b>CO4</b>	3	2	2	2	2	-	-	1	1	1			1	
<b>CO5</b>	3	3	3	3	3	2	2	2	2	3			3	1

K.S.Rangasamy College of Technology – Autonomous R 2018								
50 BT E32- Biophysics								
B. Tech. Biotechnology								
Semester	Hours / Week			Total Hrs	Credit	Maximum Marks		
	L	T	P			C	CA	ES
VI	3	0	0	45	3	50	50	100
<b>Objective(s)</b>	<ul style="list-style-type: none"> <li>To impart fundamental knowledge about biomaterials and advanced materials.</li> <li>To learn bioinstrumentation of ultrasound scan and radio isotope measuring instruments.</li> <li>To know the instrumentation of spectroscopic methods like UV-VIS, RAMAN, NMR, ESR and FTIR.</li> <li>To correlate the theoretical principles with application oriented studies.</li> <li>To acquire knowledge on medical bioinstruments</li> </ul>							
<b>Course Outcomes</b>	<p><b>At the end of the course, the students will be able to</b></p> <p>CO1: Recognize the properties of natural and synthetic biomaterials to fabricate medical devices/implants</p> <p>CO2: apply the properties of metallic glasses, Shape Memory Alloys(SMA) and Microelectro Mechanical Systems(MEMS)</p> <p>CO3: Understand the principles and properties of ultrasound in scanning and outline Phono Cardio Gram(PCG)to monitor human body functions</p> <p>CO4: Describe and apply the principles of UV- VISIBLE spectroscopy</p> <p>CO5: Describe and apply the principles of RAMAN-NMR spectroscopy</p>							
<b>Total Hours = 45</b>								
<b>Text book(s):</b>								
<p>Note: The hours given against each topic are of indicative. The faculty have the freedom to decide the hours required for each topic based on importance and depth of coverage required. The marks allotted for questions in the examinations shall not depend on the numbers hours indicated.</p>								

**BIOMATERIALS**

Introduction-Biocompatibility –Biofunctionality-Metals and Alloys in biomaterials- Ceramic biomaterials- Composite biomaterials- polymer biomaterials-biopolymers-tissue grafts-soft tissue applications-biomaterials in ophthalmology- Dental materials. [9]

**ADVANCED MATERIALS**

Metallic glasses: preparation, properties and applications – Shape memory alloys (SMA):Characteristics, properties of NiTi alloy, application- MEMS – Nanomaterials: Properties- Top-down process: Ball Milling method – Bottom-up process: Vapour Phase Deposition method- Carbon Nano Tube(CNT): Properties, preparation by Electric arc method-Applications. [9]

**BIO-INSTRUMENTATION**

Ultrasound picture of human body-Block diagram of basic pulse echo system — A Scan, B Scan and M Scan- Psychological effect of ultrasound therapy-Phonocardiograph(PCG)-Source of radioactivity for nuclear medicine- Statistical aspects - Basic instrumentation (Geiger-Muller counter) - Photomultiplier tube and scintillation detector (Renogram) and its clinical applications (Thyroid and kidney function)-Nuclear medicine imaging devices-Gammacamera- Positron camera. [9]

**UV AND IR SPECTROSCOPY**

Introduction-Electromagnetic radiation-UV-Visible Spectroscopy-Single beam spectrophotometer-Double beam spectrophotometer-Radiation sources-Detectors-Beer Lambert's law-Applications of UV spectroscopy-IR spectroscopy - IR spectrometer-Applications of IR spectroscopy. [9]

**RAMAN, NMR, ESR AND FTIR SPECTROSCOPY**

Raman Effect –Experimental study of Raman Effect-quantum theory of Raman effect-Applications-NMR spectrometer-Applications of NMR-ESR spectrometer-Applications-FTIR spectroscopy-Applications. [9]

1 Palanisamy P.K., "Physics of Materials", Scitech Publications, Chennai-2012

2 Murugesan, R., "Modern Physics" S.Chand Publications, New Delhi, 2010.

**Reference(s):**

1 Willard, B. and Merit, "Instrumental methods of Analysis", CBS Publishers and Distributors Pvt.Ltd., New Delhi, 1986.

2 Sharma, B.K., "Spectroscopy", Goel Publishing House, Meerut, UP-2001

3 Jay L. Nadeau "Introduction to Experimental Biophysics, Second Edition: Biological Methods for Physical Scientists" CRC Press, 2018

4 Andrey B. Rubin "Fundamentals of Biophysics" Wiley-Scrivener, 2014

	PO1	PO2	PO3	PO4	PO5	PO6	PO7	PO8	PO9	PO10	PO11	PO12	PSO1	PSO2
CO1		3	2	3	3						2	3	2	3
CO2	3	3	2	3	3						2	3	2	3
CO3	2		2	2	3						2	3	2	3
CO4	2		2	2	2						2	3	2	3
CO5	3		3					1				3	2	3

**K.S.Rangasamy College of Technology – Autonomous R 2018**

**50 BT E33-Metabolic Engineering**

**B. Tech. Biotechnology**

Semester	Hours / Week			Total Hrs	Credit	Maximum Marks		
	L	T	P			C	CA	ES
VI	3	0	0	45	3	50	50	100

**Objective(s)**

- To learn basics about the metabolism and feedback regulation
- To make the student to understand synthesis of metabolites
- To explore the bioconversion reactions and their applications
- To impart the role of enzymes in metabolic pathway
- To apply the knowledge of bioinformatics in metabolic engineering

**Course Outcomes**

**At the end of the course, the students will be able to**

CO1: Explain the concepts of feedback regulation, importance, scope and future of metabolic engineering.

CO2: Identify and validate the regulation of secondary metabolite pathways and catabolite regulation.

CO3: Explore mixed or sequential bioconversions and applications of bioconversions.

CO4: Elucidate the fermentation and modify metabolic pathways for improved yield.

CO5: Create algorithms for metabolic pathway synthesis and structure the metabolic networks.

Note: The hours given against each topic are of indicative. The faculty have the freedom to decide the hours required for each topic based on importance and depth of coverage required. The marks allotted for questions in the examinations shall not depend on the numbers hours indicated.

**COMPONENTS OF METABOLIC ENGINEERING**

Basic concepts of metabolic engineering - overview of cellular metabolism - different models for cellular reactions - Jacob Monod model - catabolite, camp deficiency - feedback regulation - regulation in branched pathways, concerted and cumulative feedback regulation — scope and future of metabolic engineering. [9]

**SYNTHESIS OF PRIMARY METABOLITES AND SECONDARY METABOLITES**

Alteration of feedback regulation - limiting accumulation of end products - resistant mutants - alteration of permeability - amino acid synthesis pathways and its regulation at enzyme and whole cell level - regulation of secondary metabolite pathways - precursor effects - prophophase, idiophase relationships, catabolite regulation by passing control of secondary metabolism. [9]

**BIOCONVERSIONS**

Advantages of bioconversions - specificity - yields - factors important to bioconversions - regulation of enzyme synthesis - mutation - permeability - co-metabolism - avoidance of product inhibition - mixed or sequential bioconversions - conversion of insoluble substances - applications of bioconversions. [9]

**REGULATION OF ENZYME PRODUCTION**

Strain selection and its genetic improvement - gene dosage - metabolic pathway manipulations to improve the fermentation - optimization and control of the metabolic activities - improving fermentation - modification of the existing or the introduction of entirely new metabolic pathways. [9]

**ROLE OF COMPUTER MODELING IN METABOLIC ENGINEERING**

Experimental determination method of flux distribution - metabolic flux analysis and its applications — metabolic engineering with bioinformatics - metabolic pathway modeling - analysis of metabolic control and the structure metabolic networks - metabolic pathway synthesis algorithms - modeling of individual metabolic pathway with computer network. [9]

**Total Hours = 45****Text book(s):**

1	Cortassa S., Aon M.A., Iglesias A.A, Aon J.C. and Lloyd D., "An introduction to metabolic and cellular engineering", 2nd edition, World Scientific, 2011.
2	George Stephanopoulos, Aristos A. Aristidou and Jens Nielsen, "Metabolic Engineering: Principles and Methodologies", Academic Press, 1998.

**Reference(s):**

1	John Villadsen, Jens Nielsen and Gunnar Lidenn (Eds), "Bioreaction Engineering Principles", 3rd edition, Springer New York, 2011.
2	Christina Smolke, "The Metabolic Pathway Engineering Handbook: Fundamentals", CRC Press, 2009
3	P Gunasekaran, Santosh Noronha, Ashok Pandey, "Current Developments in Biotechnology and Bioengineering. Functional Genomics and Metabolic Engineering", Elsevier, 2016
4	Arindam Kuila, Vinay Sharma, "Genetic and Metabolic Engineering for Improved Biofuel Production from Lignocellulosic Biomass", Elsevier, 2010

	PO1	PO2	PO3	PO4	PO5	PO6	PO7	PO8	PO9	PO10	PO11	PO12	PSO1	PSO2
CO1		3	2	3	3						2	3	2	3
CO2	3	3	2	3	3						2	3	2	3
CO3	2		2	2	3						2	3	2	3
CO4	2		2	2	2						2	3	2	3
CO5	3		3					1				3	2	3


**K.S.Rangasamy College of Technology – Autonomous R 2018****50 BT E34- Bioreactor Design****B. Tech. Biotechnology**

Semester	Hours / Week			Total Hrs	Credit	Maximum Marks		
	L	T	P			C	CA	ES
VI	3	0	0	45	3	50	50	100
<b>Objective(s)</b>	<ul style="list-style-type: none"> <li>To understand the basic concepts of bioreactor and design of bioreactors.</li> <li>To design and analyse the biochemical reactors and their process stability.</li> <li>To identify various kinetic models and the mechanical aspects of reactor design.</li> <li>To study about the hydrodynamics and mass transfer in bioreactors.</li> </ul>							

Rev. No. 4

Passed in BoS Meeting held on 12/05/2023

Approved in Academic Council Meeting held on 03/06/2023


  
Chairman - BOS

BOS - CHAIRMAN Signature

	<ul style="list-style-type: none"> <li>To make the students to undertake research / project work in designing of novel bioreactor for commercial aspects.</li> </ul>
<b>Course Outcomes</b>	<p><b>At the end of the course, the students will be able to</b></p> <p>CO1: Elaborate the types of bioreactors such as aerobic, anaerobic, stirred tank and bubble column reactors.</p> <p>CO2: Design and analytic dynamics of biochemical reactors ,membrane and hollow fiber reactors</p> <p>CO3: Develop bioreactor geometry, calculation and measurement of mass transfer coefficient.</p> <p>CO4: Demonstrate the importance of hydrodynamic regime ,mixing power dissipation and gas holdup in bioreactors.</p> <p>CO5: Intrepret and analyse the design consideration and process strategies for plant and animal bioreactors.</p>

Note: The hours given against each topic are of indicative. The faculty have the freedom to decide the hours required for each topic based on importance and depth of coverage required. The marks allotted for questions in the examinations shall not depend on the numbers hours indicated.

### TYPES OF BIOREACTORS

General types of bioreactors: aerobic and anaerobic - conventional stirred tank and bubble columns – airlift loop, fixed bed, fluidized bed, immobilized whole cell and immobilized enzyme bioreactors. [9]

### BIOREACTOR ANALYSIS AND DESIGN

Analysis of bioreactor dynamics - design solutions of biochemical reactors: airlift and rotary bioreactors - membrane reactors for enzymatic processes - hollow-fiber bioreactors - process stability of microbial reactors - analysis of mixed microbial population - microbial reactors with and without cell recycle. [9]

### DESIGN OF BIOREACTORS

Bioreactor geometry, constants and variables, dependence of parameters - process calculations, overall mass transfer coefficient, power per volume concept, kinetic models and their effects in correlation development - mechanical aspects of reactor design. [9]

### HYDRODYNAMICS AND MASS TRANSFER IN BIOREACTORS

Hydrodynamic regime, mixing and back mixing, transitional zones - power dissipation and gas holdup in bioreactors - mass transfer coefficient - significance and determination - isometric turbulence model in bioreactors - rheology of culture broths, modes and models for bioreactor operation. [9]

### NOVEL BIOREACTORS

Total Hours = 45 hours

### Text book(s):

1	Stanbury F P, Whitaker A and Hall S G, "Principles of Fermentation Technology", Aditya Books, Pvt, Ltd., New Delhi, 2013.
2	Bailey J.A and Ollis D.F., "Fundamentals of Biochemical Engineering", McGraw Hill - New York, 1986.

### Reference(s):

1	Karl Schrrugal, "Bioreaction Engineering", John Wiley, UK, 1983.
2	Atkinson B and Mavitona F., "Biochemical Engineering - An Biotechnology Handbook, McGraw Hill, UK, 1991.
3	Carl-Fredrik Mandenius, "Bioreactors : design, operation and novel applications", Wiley-VCH Verlag GmbH & Co, 2016
4	Qin Ye, Jie Bao, Jian-Jiang Zhong (eds.) "Bioreactor Engineering Research and Industrial Applications I: Cell Factories", Springer-Verlag Berlin Heidelberg, 2017

	PO1	PO2	PO3	PO4	PO5	PO6	PO7	PO8	PO9	PO10	PO11	PO12	PSO1	PSO2
CO1	2	3	3	3	3	3	3	2		3	3	2	3	3
CO2	3	2	3	2	3	2	3	2		3	2	3	3	3
CO3	3	3	3	3	3	3	2		2	3	3	3	3	3
CO4	3	2	2	3	3	2	3	2		3	3	3	3	3
CO5	2	3	3	2	3	3	3	2	2	3	3	3	3	3

**K.S.Rangasamy College of Technology – Autonomous R 2018**

**50 BT E35- Bioprocess Modelling and Simulation**

**B. Tech. Biotechnology**

Semester	Hours / Week			Total Hrs	Credit	Maximum Marks		
	L	T	P			C	CA	ES
VI	3	0	0	45	3	50	50	100
<b>Objective(s)</b>	<ul style="list-style-type: none"> <li>To understand the basics of modeling principles for the implementation in the biochemical systems.</li> <li>To impart the knowledge of mathematical models and the numerical models for the modeling of bioreactor.</li> <li>To develop and apply the modeling approaches for the thermal death kinetics.</li> <li>To demonstrate and validate the aspects of modeling process and simulation of a bioreactor.</li> <li>To provide the better understanding about the modeling approaches and the application of MATLAB and SIMULINK.</li> </ul>							
<b>Course Outcomes</b>	<p><b>At the end of the course, the students will be able to</b></p> <p>CO1: Review energy equations, equilibrium states and chemical kinetics.</p> <p>CO2: Illustrate the modeling of the continuous and batch distillation stem.</p> <p>CO3: Solve the problems related to the numerical integration.</p> <p>CO4: Demonstrate thermal death kinetics models and stochastic model for thermal sterilization.</p> <p>CO5: Execute MATLAB and SIMULINK in the bioprocess systems and simulation of CSTR in series and batch reactor.</p>							

Note: The hours given against each topic are of indicative. The faculty have the freedom to decide the hours required for each topic based on importance and depth of coverage required. The marks allotted for questions in the examinations shall not depend on the numbers hours indicated.

**BASIC MODELING PRINCIPLES**

Basic modeling principles - types of models - uses of mathematical modeling - classification of modeling techniques - fundamental laws - energy equations - continuity equation - equations of motion — transport equations - equations of state - equilibrium states and chemical kinetics - examples. [9]

**MATHEMATICAL MODELS**

Reactor modeling: batch reactor - continuous stirred tank reactors with cooling and heating jacket or coil — fed batch reactor - steam jacketed vessel - bubble column system - airlift reactor - boiling of single component liquid: open and closed vessel - continuous boiling system - batch distillation. [9]

**NUMERICAL METHODS**

Solution of linear algebraic equations by Gauss elimination, Gauss sie del iterative method - solution of nonalgebraic equations by Bisection method, Newton Raphson Method - Numerical integration: Trapezoidal rule, Simpson's 1/3 rule, Simpson's 3/8 rule, Euler's method and RungaKutta method. [9]

**MODELING APPROACHES**

Growth kinetic models - structured and unstructured systems - compartment models - deterministic and stochastic approaches for modeling structured systems - thermal death kinetics models - stochastic model for thermal sterilization of medium. [9]

**APPLICATION OF MATLAB AND SIMULINK**

Basics - data analysis - curve fittings - input and output in MATI AB - application in bioprocess systems: solving problems  
**Total Hours = 45**

**Text book(s):**

1	Jain, M. K., S. R. K. Iyengar, and R. K. Jain, "Numerical Methods", 6 <sup>th</sup> Edition, New Age International Publishers, New Delhi, 2012
2	Wayne Bequette, B. "Process Dynamics: Modeling, Analysis and Simulation", Prentice-Hall, 1998.

**Reference(s):**

1	Said S.E.H. Elnashaie and Parag Garhyan, "Conservation Equations and Modeling of Chemical and Biochemical Processes", Marcel Dekker, 2003.
2	Shuler, M.L. and Kargi, F., "Bioprocess Engineering - Basic concepts", 2nd Edition, Prentice Hall of India Pvt. Ltd., NewDelhi, 2005.
3	Bernhard Sonnleitner (auth.), Carl-Fredrik Mandenius, Nigel J Titchener-Hooker (eds.) "Measurement, Monitoring, Modelling and Control of Bioprocesses" Springer-Verlag Berlin Heidelberg, 2013

Rev. No. 4

Passed in BoS Meeting held on 12/05/2023

Approved in Academic Council Meeting held on 03/06/2023

  
Chairman - BOS

BOS - CHAIRMAN Signature

4	Pablo A. López Pérez, Ricardo Aguilar López, Ricardo Femat "Control in Bioprocessing: Modeling, Estimation and the Use of Soft Sensors", Wiley, 2020													
	PO1	PO2	PO3	PO4	PO5	PO6	PO7	PO8	PO9	PO10	PO11	PO12	PSO1	PSO2
CO1	2	3	3	3	3	3	3	1		3	3	3	2	3
CO2	2	3	3	3	2	3	2			3	3	3	1	2
CO3	2	3	3	2	3	3	2		1		3	3	3	2
CO4	3	2	3	3		2	3			3	3	3	2	3
CO5	3	3	2	3	3	3		1	3	3	3	3	3	3

K.S.Rangasamy College of Technology – Autonomous (R2018)									
51 BT E41 – Nanobiotechnology									
B.Tech. Biotechnology									
Semester	Hours / Week			Total hrs	Credit	Maximum Marks			
	L	T	P			C	CA	ES	Total
VII	2	0	2	4 5	3	50	50	100	
<b>Objective(s)</b>	<ul style="list-style-type: none"> <li>To develop the fundamental understanding of basic concepts of nanoparticles.</li> <li>To learn the various methods to prepare different types of nano materials.</li> <li>To know the various techniques to characterize the nano materials.</li> <li>To widen the knowledge about the applications of nano particles in environment and pollution control system.</li> <li>To apply the nano materials in medical and food industry.</li> </ul>								
<b>Course Outcomes</b>	<p><b>At the end of the course, the students will be able to</b></p> <p>CO1: Recall the basic concepts, systems and synthesis of different types of nano particles.</p> <p>CO2: Classify the methods for the preparation of nano scale materials and its characterization.</p> <p>CO3: Interpret the mechanism and role of biomolecules as nano materials.</p> <p>CO4: Restate the application of transducing elements in bio nanotechnology and understand the mechanism of nanomaterials as drug delivery systems.</p> <p>CO5: Employ nanotechnology for human health, environmental remediation, waste water treatment And food industry.</p>								
<p><b>Note:</b> The hours given against each topic are of indicative. The faculty has the freedom to decide the hours required for each topic based on importance and depth of coverage required. The marks allotted for questions in the examinations shall not depend on the numbers hours indicated.</p>									



### **Introduction to Nanobiotechnology and Synthesis**

Introduction - types and properties of nanoparticles, Carbon nanotubes, Quantum dots, fullerenes, Nanopores, Nanoshells, Nanocomposites; synthesis of nanoscale materials - top down and bottom up approaches, physical method: ball milling - plasma arcing - laser ablation method, chemical method: sol gels — chemical vapour deposition, green synthesis of nanoparticles, nanoparticle synthesis by fungi, bacteria and actinomycetes. [9]

### **Nanomolecules in biosystems**

Introduction-lipids as nanobricksandmortar -lipid structure-self organizing supramolecular structures, proteins-S Layer proteins, nanoscale motors - based on bacteriorhodopsin - ion channels as sensors, DNA - DNA based artificial nanostructures - DNA as nanowires - DNA as Molecular tweezers. [9]

### **Nano biotechnological detection systems**

Types of transducing element and its applications in bio-nanotechnology — electrochemical transducer, optical transducer, nano biosensor, quantum dots, gold nanoparticels, DNA detection, small scale systems of drug delivery - Pills, stent, gels and magnets.[9]

### **Characterization of Nanomaterials**

Types of characterization, optical probe - CLSM, SNOM, 2PFM, DLS, electron probe - SEM, TEM, HRTEM, AES, STEM, scanning probe - AFM, CFM, MFM, STM, APM, spectroscopy probe - UPS, UVVS, AAS, LSPR, ion-particle probe - XRD, EDX, NMR, thermodynamic - TGA, DSC, BET. [9]

### **Synthesis, Characterization and application of nano particles**

Green synthesis of nanoparticles, nanoparticle synthesis by fungi, bacteria and actinomycetes – characterization of nano



particles — Applications of nano particles. Soft nanotechnology for drug delivery systems [9]

**Total Hours = 45**

**Text book(s):**

1	Mick Wilson, Kamali Kannangara, Geoff Smith and Michelle Simmon sons, "Nanotechnology Basic science and emerging technologies", Overseas Press India Private Limited, New Delhi, India, 2005.
2	Niemeyer C. M. and Mirkin C. A., "Nanobiotechnology - Concepts, applications and perspectives" Wiley VCH Publishers, New Delhi, India, 2004.

**Reference(s):**

1	Ralph S. Greco, Fritz B. Prinz and Lane R., "Nanoscale Technology in biological systems", Smithm CRC Press, California, USA, 2005.
2	Chad A Mirkin and Christof M. Niemeyer (Eds), "Nanobiotechnology - II more concepts and applications", Wiley
3	Arunava Goswami and Samrat Roy Choudhury, "Nanobiotechnology basic and applied aspects", Union Bridge Books 2017.
4	Jesus M. de la Fuente, V. Grazu, "Nanobiotechnology Inorganic Nanoparticles Vs Organic Nanoparticles", Elsevier Science, 2012.

	PO1	PO2	PO3	PO4	PO5	PO6	PO7	PO8	PO9	PO10	PO11	PO12	PSO1	PSO2
CO1	3	3	3	3	3	2		2	3		2	3	3	3
CO2	3	2	3	3	3	2	2			2	2	3	3	3
CO3	2	2	3	3		2		2	2		3	3	3	3
CO4	3	2	2		2	2		2		2	2	2	3	3
CO5	2			2		2		2	3		2	2	3	3

**K.S.Rangasamy College of Technology - Autonomous**

**51 BT E42 - Bioinstrumentation**

**B.Tech. Biotechnology**

Semester	Hours / Week			Total hrs	Credit	Maximum Marks			
	L	T	P			C	CA	ES	Total
VII	2	0	2	45	3	50	50	100	

**Objective(s)**

- To know the basics of ions in buffer system and sedimentation of particles
- To separate the biomolecules using different techniques
- To partition the genetic materials using electrophoretic techniques.
- To widen the knowledge about spectroscopic techniques in macromolecule separation.
- To apply the theoretical knowledge to understand the practical's.

**Course Outcomes**

**At the end of the course, the students will be able to**  
 CO1: Recall the electrochemistry and types of centrifugation techniques  
 CO2: Classify the chromatographic techniques for biomolecule separation  
 CO3: Interpret the electrophoretic banding pattern  
 CO4: Recite the spectroscopic techniques in molecule separation  
 CO5: Learn the biomolecule separation techniques

**Note:** The hours given against each topic are of indicative. The faculty has the freedom to decide the hours required for each topic based on importance and depth of coverage required. The marks allotted for questions in the examinations shall not depend on the numbers hours indicated.

**Electrochemical and centrifugation techniques**

Measurement of pH and its significance — Definition, Buffers and pH control weak acid and weak acid equilibrium. Principle, operation and Glass electrode and pH measurements; Determination of pH by using the pH meter Centrifugation- Basic principles centrifuge and its applications in biological science –Types of centrifugation - Preparative, analytical, ultra centrifuge and its application and sedimentation, coefficient. [9]

**Chromatographic techniques**

Definition, principle, performance parameters, retention, resolution, types of chromatography principles and application of

Rev. No. 4

Passed in BoS Meeting held on 12/05/2023

Approved in Academic Council Meeting held on 03/06/2023



Chairman - BOS

BOS - CHAIRMAN Signature

Paper, Column, Affinity, Adsorption, Partition chromatography, TLC, ion exchange, GC and HPLC. Types of exchangers, DNA cellulose chromatography.

[9]

### Electrophoresis

Physical basis of Electrophoresis, development, principles, types of moving boundary, gel starch, polyacrylamide, non-denaturing and denaturing, electro – blotting. 2D-SDS PAGE and isoelectric focusing. Agarose gel – applications in DNA analysis, capillary electrophoresis, PFGE, electrophoresis of RNA. Radio Immuno Assay.

[9]

### Spectroscopic techniques

Measurement of transmittance and absorbance- Beer- Lambert's Law – nature of interaction of electromagnetic radiation with molecular of elements – Transitions in spectroscopy. Physical basis and applications of atomic and molecular spectroscopy: Absorption (UV, Visible, IR, NMR and ESR) and emission (Fluorescence, phosphorescence and chemi-luminescence) spectroscopy, Mass spectroscopy, Turbidimetry and Nephelometry.

[9]

### Biomolecules analysis

Extraction of biomolecules from plants, bacteria, fungi – cold extraction, hot extraction, extract drying – rota vapour, Lyophilizer, spectrophotometric analysis of biomolecules, Biomolecule separation - Paper, Column, Affinity, Adsorption, Partition chromatography, TLC

[9]

**Total Hours = 45**

### Text book(s):

1	Upadhyay, A., Upadhyay, K. and Nath, N., "Biophysical Chemistry: Principles and Techniques", 4 <sup>th</sup> Edition, Himalaya Publishing House, New Delhi, 2007.
2	Wilson, K. and Walker, J., "Practical Biochemistry", 5 <sup>th</sup> Edition, Cambridge University Press, Cambridge, UK, 2003.

### Reference(s):

1	Willard, H. H., Merritt, Jr. L., Dean, J. A. and Settle, Jr. F. A., "Instrumental Methods Analysis", 7 <sup>th</sup> Edition, CBC Publishers and Distributors, New Delhi, 2007.
2	Ewing, G.W., "Instrumental Methods of Chemistry Analysis", McGraw Hill Publication, New Delhi, 1989.
3	Veerakumari L. "Bioinstrumentation", MJP Publishers, Chennai, 2015
4	Prakash M. "Understanding BIOINSTRUMENTATION", Discovery Publishing House Pvt. Ltd., New Delhi, 2009.

	PO1	PO2	PO3	PO4	PO5	PO6	PO7	PO8	PO9	PO10	PO11	PO12	PSO1	PSO2
CO1	3	3	3	3	3			1			2	3	3	3
CO2	3	3	3	3	3			1			2	3	3	3
CO3	3	3	3	3	3			1			2	3	3	3
CO4	3	3	3	3	3			1			2	3	3	3
CO5	3	3	3	3	3			1			2	3	3	3

## K.S.Rangasamy College of Technology - Autonomous

### 51 BT E43 - Toxicology

### B.Tech. Biotechnology

Semester	Hours / Week			Total hrs	Credit	Maximum Marks		
	L	T	P			C	CA	ES
VII	2	0	2	45	3	50	50	100
<b>Objective(s)</b>	<ul style="list-style-type: none"> <li>To describe basic toxicological phenomena in the light of normal cellular and biochemical conditions</li> <li>To explain the central principles regarding scientific communication, philosophy of science and bioethics</li> <li>To identify and discuss strengths and limitations of different methods to study toxicological effects, and their areas of application.</li> <li>To analyse and critically review scientific articles in the field of toxicology.</li> <li>To use the structure and language style appropriate for a scientific article.</li> </ul>							

Rev. No. 4

Passed in BoS Meeting held on 12/05/2023

Approved in Academic Council Meeting held on 03/06/2023

  
Chairman - BOS

BOS - CHAIRMAN Signature

<b>Course Outcomes</b>	<b>At the end of the course, the students will be able to</b> CO1: Describe basic toxicological principles and describe how different chemicals are taken up by processed in and eliminated from the body CO2: Differentiate the importance of different organs for detoxification/ toxification of chemicals, and describe mechanisms for chemically induced neurotoxicity and endocrine toxicity CO3: Describe different behaviour tests and their importance to discover of different neurological and endocrinological disturbances CO4: Describe when different chemicals are most toxic, and mechanisms behind the effects. CO5: Apply different toxicological frameworks within the professional disciplines
------------------------	------------------------------------------------------------------------------------------------------------------------------------------------------------------------------------------------------------------------------------------------------------------------------------------------------------------------------------------------------------------------------------------------------------------------------------------------------------------------------------------------------------------------------------------------------------------------------------------------------------------------------------------------------------------------------------------------------------------------------------

<b>Note:</b> The hours given against each topic are of indicative. The faculty has the freedom to decide the hours required for each topic based on importance and depth of coverage required. The marks allotted for questions in the examinations shall not depend on the numbers hours indicated.														
<b>General toxicological principles and overview of toxic substances</b> The part includes basic description how substances are absorbed by, distributed and eliminated from the body. The part contains awareness about toxicokinetic models and the processes of biotransformation. [9]														
<b>Toxicity in specific target organs, effects and mechanisms:</b> Basic toxicological knowledge of the effect of chemicals on central organs that are of significance for the uptakes/elimination and detoxification/toxication. Basic knowledge about how the communication systems of the body, the nervous system and the endocrine system is influenced of chemicals. [9]														
<b>Behaviour toxicology:</b> basic behaviour toxicological knowledge, how behavioural techniques can reveal chemicals that give functional disturbances .[9]														
<b>Development toxicology:</b> basic knowledge of different developmental phases; embryonic and embryonic development, development during the neonatal period. Critical developmental phases then teratogenic injuries and functional disturbances are induced. [9]														
<b>Toxicology and its application</b> Preparation of drugs from plants, bacteria, fungus – drug concentration optimization through in vitro and in vivo studies and Animal Experiments. [9]														
														Total Hours = 45
<b>Text book(s):</b>														
1	Ernest Hodgson. "A Text book of Modern Toxicology", Wiley Publishing House, New Delhi, 2011.													
2	Vij Krishan. "Text book of Forensic Medicine and Toxicology- Principles and Practice", 4 <sup>th</sup> Edition, Elsevier, Elsevier India Pvt. Ltd., India													
<b>Reference(s):</b>														
1	Casarett, Louis J.; Doull, John Casarett and Doull's "Toxicology: the basic science of poisons" Klaassen, Curtis D. 8th ed. : New York : McGraw-Hill, 2013.													
2	Hayes, A. Wallace; Kruger, Claire L. Hayes' "Principles and methods of toxicology"6. ed. 2015													
3	Balram Pani. "Text book of Toxicology". I.K. International Publishing House Pvt. Ltd., New Delhi, 2010.													
4	Wallace Hayes, A., Tao Wang, Darlene Dixon. "Essentials of Toxicology", 5 <sup>th</sup> Edition, Academic Press, 2020													
	<b>PO1</b>	<b>PO2</b>	<b>PO3</b>	<b>PO4</b>	<b>PO5</b>	<b>PO6</b>	<b>PO7</b>	<b>PO8</b>	<b>PO9</b>	<b>PO10</b>	<b>PO11</b>	<b>PO12</b>	<b>PSO1</b>	<b>PSO2</b>
<b>CO1</b>		3	2	3	3			2			2	3	3	3
<b>CO2</b>		3	2	3	3			2			2	3	3	3
<b>CO3</b>		3	2	3	3			2			3	3	3	3
<b>CO4</b>		3	2	3	3			2			2	3	3	3
<b>CO5</b>		3	2	2	2			2			2	3	3	3

**K.S.Rangasamy College of Technology - Autonomous**

**51 BT E44 - Genomics and Proteomics**

**B.Tech. Biotechnology**

Semester	Hours / Week			Total hrs	Credit	Maximum Marks		
	L	T	P			C	CA	ES
VII	2	0	2	45	3	50	50	100
<b>Objective(s)</b>	<ul style="list-style-type: none"> <li>To know the overview of Genome and genetic analysis.</li> <li>To learn the implication of genome sequencing by learning the techniques.</li> <li>To impart idea on tools available for proteomic and genomic approaches.</li> <li>To have wide knowledge on applications of functional genomics and proteomics.</li> <li>To update the latest development in the field of genetics.</li> </ul>							
<b>Course Outcomes</b>	<p><b>At the end of the course, the students will be able to</b></p> <p>CO1: Acquire knowledge on genome sequence and structure through genetic mapping, analysis and its expression</p> <p>CO2: Detail the precise order of nucleotides by sequencing methods and it leads to predict mutations.</p> <p>CO3: analyze the information of gene expression and similarity among protein sequences and mine data from different database..</p> <p>CO4: Handle the functional genomics in disease diagnosis and probe the interaction among proteins and ligands.</p> <p>CO5: Interpret and analyze the proteins with reference to 2D, IEF, MALDI-TOF and protein mass Fingerprinting</p>							
<p><b>Note:</b> The hours given against each topic are of indicative. The faculty has the freedom to decide the hours required for each topic based on importance and depth of coverage required. The marks allotted for questions in the examinations shall not depend on the numbers hours indicated.</p>								
<p><b>Structural Genomics</b></p> <p>Overview of genome - genome sequence acquisition and analysis - genetic elements that control gene expression: constitutive and inducible gene expression - genetic analysis: linkage mapping and analysis - high resolution chromosome maps - physical mapping: hybrid mapping strategies, sequence specific tags (SST), sequence-tagged sites (STS) and ISH.</p> <p align="right">[9]</p>								
<p><b>DNA Sequencing</b></p> <p>Variations in sequencing methods - ladder, fluorescent, shotgun, transposon-mediated, automated sequencing - finding genes and mutations, genome wide measurement of gene expression, parallel signature sequencing, implications of DNA and genomes sequencing. Parallel signature sequencing, implications of DNA and genomes sequencing.</p> <p align="right">[9]</p>								
<p><b>Functional Genomics and its application</b></p> <p>Comparative genomics of mitochondrial genome and eukaryotes, orthologs and paralogs, serial analysis of gene expression (SAGE), SAGE adaptation for downsized extracts (SADE), GEO dataset analysis - role of genomics in polygenic disorders, functional genomic analysis using forward and reverse genetics - pharmacogenomics.</p> <p align="right">[9]</p>								
<p><b>Proteomics</b></p> <p>Overview of analytical proteomics, analytical protein and peptide separations, protein digestion techniques, SALSA: An Algorithm for Mining Specific Features of Tandem MS Data - applications of proteomics - mining proteomes - protein expression profiling - identifying protein-protein interactions and protein complexes - protein modifications and mapping protein - new directions in proteomics.</p> <p align="right">[9]</p>								
<p><b>Tools for Proteomics and Genomics</b></p> <p>Isolation of DNA, RNA &amp; Protein - Denaturing and Agarose gel electrophoresis – Western blotting – Southern blotting – Electroelution – Functional genomic tools, Structural proteomic tools.</p> <p align="right">[9]</p>								
						<b>Total Hours = 45</b>		
<b>Text book(s):</b>								

1	Sandor S., "Genomics and Proteomics: Functional and Computational Aspects", 1 <sup>st</sup> edition, Springer, 2013.													
2	Primrose S.B and Twyman R., "Principles of Genome Analysis and Genomics", Blackwell Publishers, 3 <sup>rd</sup> edition, 2007.													
<b>Reference(s):</b>														
1	Sandor Suhai, "Genomics and Proteomics", Springer US, 2007.													
2	Saraswathy N, P Ramalingam, "Concepts and Techniques in Genomics and Proteomics", Elsevier Science, 2011.													
3	Devarajan Thangadurai, Jeyabalan Sangeetha, "Genomics and Proteomics", Apple Academic Press, 2015													
4	Daniel C. Liebler and John R. Yates, "Introduction to Proteomics", Humana press, New Jersey, 2002.													
	<b>PO1</b>	<b>PO2</b>	<b>PO3</b>	<b>PO4</b>	<b>PO5</b>	<b>PO6</b>	<b>PO7</b>	<b>PO8</b>	<b>PO9</b>	<b>PO10</b>	<b>PO11</b>	<b>PO12</b>	<b>PSO1</b>	<b>PSO2</b>
<b>CO1</b>	3	3	3	3	3			2		2	3	3	3	3
<b>CO2</b>	3	3	3	3	3	2	2	3	2		3	3	3	3
<b>CO3</b>	3	3	3	3	3	2		2	2	2	3	3	3	3
<b>CO4</b>	3	3	3	2	3		2	2			3	3	3	3
<b>CO5</b>	2	2	3	3	3		2	2	2	2	2	3	3	3

**.K.S.Rangasamy College of Technology - Autonomous R 2018**

**51 BT E45 – Agricultural Biotechnology**

**Common to All branch**

Semester	Hours / Week			Total Hrs	Credit	Maximum Marks		
	L	T	P			C	CA	ES
VII	2	0	2	45	3	50	50	100

<b>Objective(s)</b>	<ul style="list-style-type: none"> <li>To lean the basic concepts in the current practices of Agronomy.</li> <li>To discuss the importance of agricultural structures and irrigation methods.</li> <li>To understand the post-harvest procedures for the improvement of marketing strategy.</li> <li>To facilitate the knowledge for Post-harvest technology development</li> <li>To empower the students to became agro pruners.</li> </ul>
---------------------	----------------------------------------------------------------------------------------------------------------------------------------------------------------------------------------------------------------------------------------------------------------------------------------------------------------------------------------------------------------------------------------------------------------------------------------------

<b>Course Outcomes</b>	<p><b>At the end of the course, the students will be able to</b></p> <p>CO1. Determine the principles of agronomy for managing the environmental impact of agriculture and tith practices.</p> <p>CO2. Outline the design and construction of farm shed, fences and structures for plant environment.</p> <p>CO3. Elaborate the design and construction of canals, pipeline systems to moderate depression created to channel water.</p> <p>CO4. Clarify the concept of designing, operation and testing of various machines used in post harvesting and storage practices.</p> <p>CO5. Design the industrial oriented agro products production plant and project report preparation</p>
------------------------	------------------------------------------------------------------------------------------------------------------------------------------------------------------------------------------------------------------------------------------------------------------------------------------------------------------------------------------------------------------------------------------------------------------------------------------------------------------------------------------------------------------------------------------------------------------------------------------------------------------------------------------------------------------------------------------

**Principles of agronomy**

Definition of agriculture and agronomy – Factors affecting crop growth – climate and weather parameters – Soil fertility and productivity–tillage and tith - objective and principles –different kinds of tillage, Agriculture and climate Change [9]

**Basic Horticulture**

Horticulture -Definition–scope and importance –Propagation –definition –propagation methods –seed propagation-vegetative propagation -cutting, layering, grafting and budding methods –specialized plant parts for propagation – micro propagation. [9]

**Agricultural Structures**

Site selection, design and construction of farmstead - farm house, cattle shed, dairy bam, poultry shed, hog housing, machinery and implement shed, storage structures for food grains, feed and forage. Design and construction of fences and farm roads. Structures for plant environment - green houses, poly houses and shade houses. [9]

**Irrigation and drainage**

Rev. No. 4

Passed in BoS Meeting held on 12/05/2023

Approved in Academic Council Meeting held on 03/06/2023

  
Chairman - BOS

BOS - CHAIRMAN Signature

Sources of water for irrigation - methods of irrigation - surface, sprinkler and drip, fertigation - Irrigation efficiencies and their estimation - design and construction of canals, field channels, underground pipelines system, Agriculture drainage, Darcy's law, design of surface and subsurface drainage, recycling of drainage water for irrigation.

[9]

**Agriculture Biotechnology techniques**

Plants raise through tissue culture techniques, Hardening, Green house construction, Field plantation, Irrigation, Production of Biofertilizer & Biocontrol agents, Azolla cultivation, Spirulina cultivation and Mushroom cultivation, Agro entrepreneurship technologies.

[9]

**Total hours = 45**

**Text book(s):**

1	Sharma R.K. and Co., "Basics of Agriculture", Daya publishers, New Delhi, 2014.
2	Jagdishwar Sahay. "Elements of Agricultural Engineering", Standard Publishers Distributors, Delhi, 2006.

**Reference(s):**

1	George Acquaah, "Horticulture-principles and practices" Prentice-Hall of India Pvt. Ltd., New Delhi, 2002.
2	Michael, A.M., "Irrigation -Theory and Practice" Vikas publishing house, New Delhi, 1990.
3	Michael and Ojha. "Principles of Agricultural Engineering" Jain brothers, New Delhi, 2005.
4	Harry L. Field, John M. Long, " Introduction to Agricultural Engineering Technology: A Problem Solving Approach", 4 <sup>th</sup> Edition, Springer International Publishing AG, Switzerland, 2018

	PO1	PO2	PO3	PO4	PO5	PO6	PO7	PO8	PO9	PO10	PO11	PO12	PSO1	PSO2
<b>CO1</b>	3	3	3	3	3			1			3	3	3	3
<b>CO2</b>	3	3	3	3	3			1			3	3	3	3
<b>CO3</b>	3	3	3	3	3			1			3	3	3	3
<b>CO4</b>	3	3	3	3	3			1			3	3	3	3
<b>CO5</b>	2	2	3	2	3			1			2	3	3	3

**K.S.Rangasamy College of Technology - Autonomous**

**50 BT E51 - Research Design and Analysis**

**B.Tech. Biotechnology**

Semester	Hours / Week			Total hrs	Credit	Maximum Marks		
	L	T	P			C	CA	ES
<b>VII</b>	3	0	0	45	3	50	50	100
<b>Objective(s)</b>	<ul style="list-style-type: none"> <li>To understand the types of research and various methods of sampling in research</li> <li>To learn the measurements and scales in applied research.</li> <li>To design the research work and methodology using literature review.</li> <li>To impart the knowledge on the interpretation of results from raw data.</li> <li>To enhance the knowledge on analysis of report and its compilation.</li> </ul>							

<b>Course Outcomes</b>	<p><b>At the end of the course the student would be able to learn</b></p> <p>CO1: Apply the research methodology and research process of theoretical knowledge in research design.</p> <p>CO2: Analyze the measurement of the collected samples and validate the research design.</p> <p>CO3: Illustrate the various research design and single case research design.</p> <p>CO4: Identify the research problem from the survey research and design the solution.</p> <p>CO5: Interpret the research findings and conclude the research hypothesis with scientific report writing and presentations.</p>
<p><b>Note:</b> The hours given against each topic are of indicative. The faculty has the freedom to decide the hours required for each topic based on importance and depth of coverage required. The marks allotted for questions in the examinations shall not depend on the numbers hours indicated.</p>	



**Research Methodology**

Definition, types - exploratory, conclusive, modeling and algorithmic research - research process: steps -data collection methods: primary data - observation method, personal interview, telephonic interview, mail survey, questionnaire design and secondary data - internal and external sources. [9]

**Measuring, sampling and validity**

Measurement - scales of measurement, psychometric properties of good measurement - sampling: random, and nonrandom, random selection and random assignment, research validity - statistical conclusion, construct, internal and external validity. [9]

**Methods of research**

Steps in survey research, qualitative research: characteristics, research validity - descriptive, interpretive, theoretical, internal and external validity, methods - phenomenology, ethnography, case study research and grounded theory; mixed methods research. [9]

**Experimental methods**

Control techniques in experimental research - randomization, matching, counter balancing, control of participant and experimenter effects, experimental research design, quasi experimental designs - time-series and regression discontinuity, single-case designs and its methodological considerations. [9]

**Analysis, interpretation and report**

Introduction to discriminate analysis, factor analysis, cluster analysis, multidimensional scaling, conjoint analysis - report writing: types of report, guidelines to review report, typing instructions, poster and oral presentation. [9]

**Total Hours = 45****Text book (s) :**

1	Larry B. Christensen, R. Burke Johnson and Lisa A. Turner, "Research Methods, Design and Analysis", 12 <sup>th</sup> edition, Pearson Education, Inc., New Jersey, 2014.
2	Leslie D. Rosenstein. "Research Design and Analysis", Wiley, 2019.

**Reference(s) :**

1	Kothari C R, "Research Methodology - Methods and techniques", New Age Publications, New Delhi, 2009.
2	Panneerselvam R, "Research Methodology", Prentice-Hall of India, New Delhi, 2004.
3	Kamden K. Strunk, Mwarumba Mwavita, "Design and Analysis in Educational Research", Taylor & Francis, 2020.
4	Larry B. Christensen, Burke Johnson, Lisa Anne Turner, "Research Methods, Design, and Analysis", Pearson Education Limited, 2014.

	PO1	PO2	PO3	PO4	PO5	PO6	PO7	PO8	PO9	PO10	PO11	PO12	PSO1	PSO2
CO1		2	3	2		2						2	3	3
CO2	3	2	2	3	3			2			2	3	3	3
CO3	3	2	3	3	3			2			2	3	3	3
CO4	3	3	3	3	3			2			2	3	3	3
CO5	2	3		2	3			2			3	3	3	3

K.S.Rangasamy College of Technology - Autonomous								
51 BT E52 - Marine Biotechnology								
B.Tech. Biotechnology								
Semester	Hours / Week			Total hrs	Cred it C	Maximum Marks		
	L	T	P			CA	ES	Total
VII	3	0	0	45	3	50	50	100
<b>Objective(s)</b>	<ul style="list-style-type: none"> <li>• To provide the knowledge about the marine diversity</li> <li>• To know about the marine microbes and the aquatic animals</li> <li>• To impart the biomedical importance of marine organisms.</li> <li>• To learn the bioproducts derived from marine biodiversity</li> <li>• To understand the environmental impacts of the aquatic biotechnology.</li> </ul>							
<b>Course Outcomes</b>	<p><b>At the end of the course, the students will be able to</b></p> <p>CO1: Explain the different habitats of marine biodiversity and its nutrient requirements.</p> <p>CO2: Describe the aquaculture related to artificial insemination, eye stalk ablation, transgenic fish technology and the role of probiotic bacteria in aquaculture.</p> <p>CO3: Justify the use of bioactive compounds from different marine organisms.</p> <p>CO4: Identify the marine sources that produces the biopolymers, biomaterials, antifouling compounds and Bio potential uses of halophilic bacteria.</p> <p>CO5: Interpret the bioremediation using microbes, environmental risks and benefits.</p>							
<p><b>Note:</b> The hours given against each topic are of indicative. The faculty has the freedom to decide the hours required for each topic based on importance and depth of coverage required. The marks allotted for questions in the examinations shall not depend on the numbers hours indicated.</p>								
<p><b>Introduction to Marine Biodiversity</b></p> <p>Marine microbial diversity: symbiotic, free-living, biofilm, proximity to ocean surface or sediments: Euphotic, Mesopelagic, Bathopelagic, Benthos - concentration of nutrients and growth substrates: Oligotrophic, Mesotrophic, Eutrophic, algal blooms -hydrothermal vents: vent biodiversity - applications of extremozymes. [9]</p> <p><b>Marine aquaculture</b></p> <p>Shellfish and crustacean culture: shrimps, edible mussels, pearl oyster, crabs, fish aquaculture: artificial insemination, eyestalk ablation-transgenic fish technology, transgenic fishes with growth hormone (GH) and antifreeze genes, development of healthy fish diets, probiotics bacteria and their importance in aquaculture, vaccines for aquaculture. [9]</p> <p><b>Biomedical importance of marine organisms</b></p> <p>Marine pharmacology: pharmaceutical and bioactive natural products - microalgae as a source of bioactive molecules - new antibiotics and medicines from marine organisms – unculturable bacteria, occurrence, characteristics and exploitation. [9]</p> <p><b>]Biomaterials and Bioprocessing</b></p> <p>Polymers and biomaterials: properties and production of agarose - agar - alginates - carrageenans - chitin - chitosan - carotene - heparin - marine flavourants - environmentally friendly antifouling compounds, biopotential uses of halophilic organisms. [9]</p> <p><b>Environmental impacts of Aquatic biotechnology</b></p> <p>Control of oil spills and bioremediation-Genetically Engineered Marine Organisms- sea weeds for removal of heavy metal pollutants</p> <p>- introduction of coral bleaching - biosphere reserve - Gulf of Mannar, impact of invasive organisms, environmental and economic risks and benefits, impact of climate in aquatic life system. [9]</p>								
								Total Hours = 45

<b>Text book(s):</b>	
1	Bright Singh I.S, Somnath Pai S., Rosamma Philip and Mohan Das A., "Aquaculture Medicine", 1 <sup>st</sup> edition, Paico Printing Press, India, 2003.
2	Advances in Biochemical Engineering/Biotechnology- Marine Biotechnology I &II ; Y. LeGal, R. Ulber, Springer Verlag Berlin Heidelberg, 2005.
<b>Reference(s):</b>	
1	Attaway, D. H., Zaborsky, O. R. (Ed.), "Marine Biotechnology: Volume I, Pharmaceuticals and Bioactive Natural Products", New York, USA, 1993.
2	Y.K. Lee and S. Salminen, "Handbook of probiotics and prebiotics", 2 <sup>nd</sup> edition, Wiley, A John Wiley and sons publication, 2009.

3	Antonio Trincone, "Grand Challenges in Marine Biotechnology", Springer International Publishing, 2018													
4	Se-Kwon Kim, "Encyclopedia of Marine Biotechnology", Wiley publisher, 2020													
	<b>PO1</b>	<b>PO2</b>	<b>PO3</b>	<b>PO4</b>	<b>PO5</b>	<b>PO6</b>	<b>PO7</b>	<b>PO8</b>	<b>PO9</b>	<b>PO10</b>	<b>PO11</b>	<b>PO12</b>	<b>PSO 1</b>	<b>PSO2</b>
<b>CO1</b>	3		2	2			3		2			3	3	3
<b>CO2</b>		2		3		2	2		2	2	3		3	3
<b>CO3</b>	3	2		3	2	2		2					3	3
<b>CO4</b>	2	3	3	3	3	2	2	2	3	2		3	3	3
<b>CO5</b>	3	3	2	3			2		2		3	3	3	3

K.S.Rangasamy College of Technology - Autonomous								
51 BT E53 - Human Physiology and Anatomy								
B.Tech. Biotechnology								
Semester	Hours / Week			Total hrs	Credit	Maximum Marks		
	L	T	P			C	CA	ES
VII	3	0	0	45	3	50	50	100
<b>Objective(s)</b>	<ul style="list-style-type: none"> <li>To know the basic structural organization of human body</li> <li>To understand the parts involved to support and movement of human.</li> <li>To impart the knowledge of essential integration and control system.</li> <li>To learn the system involved for the regulation and maintenance of human body.</li> <li>To impart the concept of reproductive organ development.</li> </ul>							
<b>Course Outcomes</b>	<p><b>At the end of the course, the students will be able to</b></p> <p>CO1: Describe the basic structural organization of the human body.</p> <p>CO2: Identify the human parts involved in anatomy and physiology</p> <p>CO3: Rre call the structural and functional organization of nervous and special senses.</p> <p>CO4: Explore the regulation, reproduction system and developmental process of human</p> <p>CO5: Outline the disease and its classifications.</p>							
<p><b>Note:</b> The hours given against each topic are of indicative. The faculty has the freedom to decide the hours required for each topic based on importance and depth of coverage required. The marks allotted for questions in the examinations shall not depend on the numbers hours indicated.</p>								
<p><b>Organization of the Human Body</b></p> <p>The Human Organism: structural and functional organization of the human body- homeostasis — Cell Biology: functions of the cell- plasma membrane- membrane lipids and proteins- movement through the plasma membrane- cytoplasm— Tissues: types, tissue membranes, damage and its repair. [9]</p> <p><b>Support and Movement</b></p> <p>Integumentary System: physiology and functions - Skeletal System: functions of the skeletal system, Bone anatomy, development, growth, remodeling and repair - Joints and Movement: classes of joints and types of movement — Muscular System: functions of the muscular system, skeletal muscle structure and its general properties. [9]</p> <p><b>Integration and Control Systems</b></p> <p>Nervous Tissue: Function and Organization – Integration of Nervous System Functions: control of skeletal muscles, higher brain functions — The Special Senses: olfaction, taste, visual system, hearing and balance — Endocrine Glands: organization and its function. [9]</p> <p><b>Regulation, Reproduction and Development</b></p> <p>Cardiovascular System: Blood, Vessels and Circulation – Functional organization: Respiratory System, Digestive System and Urinary System, Reproduction system: anatomy and physiology of male and female — Development,</p>								

Growth, Aging and Genetics: prenatal development, parturition and the newborn		[9]
<b>Diseases and its classification</b>		
Introduction to Disease, Types of diseases – infectious, non - infectious diseases, degenerative disease, allergies deficiency diseases, blood diseases. Disease causing agent.		[9]
		<b>Total Hours = 45</b>
<b>Text book(s):</b>		
1	Vanputte C., Regan J., Russo A. "Anatomy & Physiology" 10 <sup>th</sup> Edition, Mc Graw Hill Publisher, 2015	
2	Bhise S. B., "Anatomy Physiology And Health Education", Nirali Prakashan Publisher, 2008.	

Reference(s):														
1	Rizzo D, "Fundamentals of Anatomy & Physiology", 3 <sup>rd</sup> edition, Clifton Park, NY: Thomson Delmar. ISBN: 1-1110-3869-4, 2010.													
2	Linda L, French and Marilyn Takahashi Fordney, "Medical Insurance Billing and Coding An Essentials Work text", Saunders Publications, UK, 2002.													
3	Eldra Pearl Solomon, "Introduction to Human Anatomy and Physiology", Saunders/Elsevier, 2009													
4	J. Gordon Betts, Peter Desaix, Edward W. Johnson, Jody E. Johnson, Oksana Korol, Dean Kruse, Brandon Poe, OpenStax College, James Wise, Mark D. Womble, Kelly A. Young, "Anatomy & Physiology" OpenStax College, Rice University publisher, 2013													
	PO1	PO2	PO3	PO4	PO5	PO6	PO7	PO8	PO9	PO10	PO11	PO12	PSO1	PSO2
CO1		3		3	3			1			2	3	2	3
CO2		3		3	3			1			2	3	2	3
CO3		3		3	3			1			2	3	2	3
CO4		3		3	3			1			2	3	2	3
CO5		3		3	3			1			2	3	2	3

K.S.Rangasamy College of Technology - Autonomous									
50 BT E54 - Biofuel Technology									
B.Tech. Biotechnology									
Semester	Hours / Week			Total hrs	Credit	Maximum Marks			
	L	T	P			C	CA	ES	Total
VII	3	0	0	45	3	50	50	100	
<b>Objective(s)</b>	<ul style="list-style-type: none"> <li>To impart the fundamentals and concepts of biofuels and its usage.</li> <li>To learn the technology and advancements in the production of biofuel</li> <li>To know the difference among the production of biodiesel, bioethanol and biohydrogen.</li> <li>To enlighten the important and essential need of biofuel.</li> <li>To provide the better understanding about the design and recent trends of microbial fuel cells.</li> </ul>								
<b>Course Outcomes</b>	<p><b>At the end of the course, the students will be able to</b></p> <p>CO1: Understand the fundamentals of biofuels and the various types of feed stocks for biofuel production.</p> <p>CO2: Comprehend the sources, production process and quality assessment of biodiesel.</p> <p>CO3: Illustrate the sources, bioconversion and applications of biogas</p> <p>CO4: Know the sources, various technologies that are implemented in biohydrogen production and its quantification.</p> <p>CO5: Outline the biochemical basis and fuel cell design of Microbial Fuel Cells.</p>								
<p><b>Note:</b> The hours given against each topic are of indicative. The faculty has the freedom to decide the hours required for each topic based on importance and depth of coverage required. The marks allotted for questions in the examinations shall not depend on the numbers hours indicated.</p>									

**Overview of biofuels**

Biofuels: energy use and efficiency - biofuel production - I and II generation biofuels - alternative energies - biochemical pathways review for organoheterotrophic, lithotrophic and phototrophic metabolism - biofuel feeds tocks: starch, sugar, lingo cellulosic, agro and industrial byproducts - biomass production for fuel - yeast and algal cultures - biomass conversion to heat and power. [9]

**Production technology of Biodiesel and Bioethanol**

Biodiesel: algae, edible and non edible oils as sources - production technologies: conventional and lipase mediated process - quality control aspects - ASTM (D-6751) and Indian standards (IS15607) - environmental and economic aspects of B100 and B20. Bioethanol: sugar, starch, lingo cellulosic substrates and byproducts of biodiesel industry as sources - production process - purification - uses of bioethanol - advances in bioethanol production. [9]

**Biogas Production**

Biogas: cow dung, agricultural and municipal waste as substrate - types of digesters and their suitability - aerobic and anaerobic bioconversion processes - factors affecting the biogas generation process - gas storage systems - application of biogas in domestic, industry and vehicles - advantages and disadvantages. [9]

**Biohydrogen Production**

Biohydrogen: Carbon sources and culture parameters - enzymes involved in the production process - production technologies: biophotolysis, photo fermentation and batch fermentation - reactors design - factors affecting the production process - detection and quantification - advances in biohydrogen production technology. [9]

**Microbial Fuel Cells**

Biochemical basis - fuel cell design: anode & cathode compartment - microbial cultures - redox mediators - exchange membrane - power density - MFC performance methods: substrate and biomass measurements - basic power calculations - wastewater treatment effectiveness - advances in MFC. [9]

Total Hours = 45

**Text book(s):**

- Jonathan R.M, "Biofuels - Methods and Protocols (Methods in Molecular Biology Series)", Humana Press, New York, 2009.
- Caye M. Drapcho, N.P. Nhuan and T. H. Walker, "Biofuels Engineering Process Technology", Mc Graw Hill Publishers, New York, 2008.

**Reference(s):**

- Lisbeth Olsson (Ed.), "Biofuels (Advances in Biochemical Engineering/Biotechnology Series)", Springer-Publishers, Berlin, 2007.
- Glazer and Nikaido, "Microbial Biotechnology - Fundamentals of Applied Microbiology", 2<sup>nd</sup> Ed Cambridge University Press, 2007.
- Vijai Kumar Gupta, Maria G. Tuohy, "Biofuel Technologies Recent Developments", Springer Berlin Heidelberg, 2013
- Hwai Chyuan Ong, Keat Teong Lee, Wei-Hsin Chen, "Biofuel and Bioenergy Technology", MDPI AG Publisher, 2019.

	PO1	PO2	PO3	PO4	PO5	PO6	PO7	PO8	PO9	PO10	PO11	PO12	PSO 1	PSO2
CO 1				3	2			1			2	3	2	3
CO 2				3	2			1			2	3	2	3
CO 3				3	2			1			2	3	2	3
CO 4		2		3	2			1			2	3	2	3
CO 5				3	2			1			2	3	2	3

K.S.Rangasamy College of Technology - Autonomous								
50 BT E55 - Systems Biology								
B.Tech. Biotechnology								
Semester	Hours / Week			Total hrs	Credit	Maximum Marks		
	L	T	P		C	CA	ES	Total
VII	3	0	0	45	3	50	50	100
Objective(s)	<ul style="list-style-type: none"> <li>• To understand the biological structure as well as network architecture of the system.</li> <li>• To learn the interactions between protein and ligand</li> <li>• To know the qualitative and quantitative dynamics of the system supported by predicted modeling</li> <li>• To identify the control points in the system</li> <li>• To design methodologies for the system.</li> </ul>							

Rev. No. 4  
 Passed in BoS Meeting held on 12/05/2023  
 Approved in Academic Council Meeting held on 03/06/2023

  
 Chairman - BOS  
 BOS - CHAIRMAN Signature



<b>Course Outcomes</b>	<b>At the end of the course, the students will be able to</b>
	CO1: Know the overview of the gene regulations, gene expression.
	CO2: Identify the kinetics, identical and independent binding sites, interacting and non-interacting binding sites.
	CO3: Distinguish the genetic switches and amplifiers for gene expression.
	CO4: Define the principle of quorum sensing and Drosophila development.
CO5: Recite the basic concepts in gene expression networks and relate the aspects of multi-stability in Gene networks.	

**Note:** The hours given against each topic are of indicative. The faculty has the freedom to decide the hours required for each topic based on importance and depth of coverage required. The marks allotted for questions in the examinations shall not depend on the numbers hours indicated.

<b>Fundamentals of Systems Biology</b>	
Overview of gene control - working of genetic switches - introductory systems biology the biochemical paradigm, genetic paradigm and the systems paradigm.	[9]
<b>Protein-ligand Interactions</b>	
Equilibrium binding and co-operativity - Michaelis-Menten Kinetics - identical and independent binding sites- Identical and interacting binding sites, non interacting bindingsites.	[9]
<b>Gene Expression</b>	
Genetic switch in Lambda phage - Noise-based switches and amplifiers for gene expression - synthetic genetic switches	
- <i>E.coli</i> chemotaxis - biological oscillators - genetic oscillators - the origin and consequences of noise in biochemical systems.	[9]
<b>Developmental Systems Biology</b>	
Building an organism starting from a single cell - quorum sensing - programmed population control by cell- cell communication and regulated killing - Drosophila development - establishment of the developmental precision and proportions in the early Drosophila embryo.	[9]
<b>Gene expression networks</b>	
Generegulationatasinglecelllevel-transcriptionnetworks-basicconcepts- coherent Feed Forward Loop (FFL) and delay gate - the incoherent FFL - temporal order, signaling networks and neuron circuits - aspects of multi-stability in the gene networks.	[9]

**Total Hours = 45**

<b>Text book(s):</b>	
1	Uri Alon, "An Introduction to Systems Biology: Design Principles of Biological Circuits", 2 <sup>nd</sup> edition, CRC Press, 2006.
2	Edda Klipp, Wolfram Liebermeister, Christoph Wierling and Axel Kowald, "Systems Biology: A Textbook", 2 <sup>nd</sup> Edition, Wiley-Blackwell, 2016.
<b>Reference(s):</b>	
1	Kitano <i>et al.</i> , "Systems Biology: A Brief Overview, Science", Vol.295, pp.1662-1664, 2002.
2	John Ross et al., "Complex Systems: From Chemistry to Systems Biology", PNAS, Vol.106, pp.6433- 6434, 2009.
3	Job Dekker, Marc Vidal, Marian Walhout, "Handbook of Systems Biology", Elsevier Science, 2012
4	Uri Alon, "An Introduction to Systems Biology", Taylor & Francis, 2007

	PO1	PO2	PO3	PO4	PO5	PO6	PO7	PO8	PO9	PO10	PO11	PO12	PSO1	PSO2
<b>CO1</b>		3			2							2	2	2
<b>CO2</b>	3	3	3	3	3							3	2	2
<b>CO3</b>		3	3	3	3							3	3	3
<b>CO4</b>		3	3	3	3							3	3	3
<b>CO5</b>		2										2	2	2

**.K.S.Rangasamy College of Technology - Autonomous R 2018**

**50 BT L01 - Agricultural Engineering**

**Common to All Department**

Semester	Hours / Week			Total Hrs	Credit	Maximum Marks		
	L	T	P			C	CA	ES
V/VII	3	0	0	45	3	50	50	100

<b>Objective(s)</b>	<ul style="list-style-type: none"> <li>To learn the basic concepts in the current practices of Agronomy.</li> <li>To discuss the importance of agricultural structures and irrigation methods.</li> <li>To understand the post-harvest procedures for the improvement of marketing strategy.</li> <li>To facilitate the knowledge for Post-harvest technology development</li> <li>To empower the students to become agro pruners.</li> </ul>
---------------------	-----------------------------------------------------------------------------------------------------------------------------------------------------------------------------------------------------------------------------------------------------------------------------------------------------------------------------------------------------------------------------------------------------------------------------------------------

<b>Course Outcomes</b>	<p><b>At the end of the course, the students will be able to</b></p> <p>CO1. Determine the principles of agronomy for managing the environmental impact of agriculture and tillage practices.</p> <p>CO2. Outline the design and construction of farm shed, fences and structures for plant environment.</p> <p>CO3. Elaborate the design and construction of canals, pipeline systems to moderate depression created to channel water.</p> <p>CO4. Clarify the concept of designing, operation and testing of various machines used in post harvesting and storage practices.</p> <p>CO5. Design the industrial oriented agro products production plant and project report preparation</p>
------------------------	---------------------------------------------------------------------------------------------------------------------------------------------------------------------------------------------------------------------------------------------------------------------------------------------------------------------------------------------------------------------------------------------------------------------------------------------------------------------------------------------------------------------------------------------------------------------------------------------------------------------------------------------------------------------------------------------

**PRINCIPLES OF AGRONOMY**

Definition of agriculture and agronomy- Branches and scope of Agriculture - Factors affecting crop growth -Soil fertility and productivity - tillage and tillth - different kinds of tillage: Earth moving equipment - their construction and working principles viz Bulldozer, Trencher, Excavators etc. [9]

**AGRICULTURAL STRUCTURES**

Site selection, design and construction of farmstead - farm house, cattle shed, poultry shed, hog housing, machinery and implement shed, Design and construction of fences and farm roads. Structures for plant environment - green houses, poly houses and shade houses, Storage structures of food grains and feeds. [9]

**IRRIGATION AND DRAINAGE**

Sources of water for irrigation - methods of irrigation - surface, sprinkler and drip, fertigation - Irrigation efficiencies and their estimation - design and construction of canals, field channels, underground pipelines system, Agriculture drainage, Darcy's law, design of surface and subsurface drainage, recycling of drainage water for irrigation. [9]

**POST HARVEST AND STORAGE ENGINEERING**

Harvest - Post harvest Threshing machines - design, principles, operations, maintenance and testing -winovers, cleaners and graders & separators, design principles, operation, maintenance and testing - Dehuller, dehulsker and packing unit - storage bins, long term storage container and cold storage design. [9]

**PLANT INSTALLATION AND REPORT PREPARATION**

Industrial layout planning and installation, power and power transmission, sanitation, cost analysis, detailed project report preparation, design and requirement of industrial production plant - Case studies for design of modern rice plant and layout - Bank statement and audited returns. [9]

**Total hours = 45**

**Text book(s):**

1	Sharma R.K.and Co., "Basics of Agriculture", Daya publishers, New Delhi, 2014.
2	Jagdishwar Sahay. "Elements of Agricultural Engineering", Standard Publishers Distributors, Delhi, 2006.

**Reference(s):**

1	George Acquaaah, "Horticulture-principles and practices" Prentice-Half of India Pvt. Ltd., New Delhi, 2002.
2	Michael, A.M., "Irrigation -Theory and Practice" Vikas publishing house, New Delhi, 1990.

Rev. No. 4

Passed in BoS Meeting held on 12/05/2023

Approved in Academic Council Meeting held on 03/06/2023

  
Chairman - BOS

BOS - CHAIRMAN Signature

3	Michael and Ojha. "Principles of Agricultural Engineering" Jain brothers, New Delhi, 2005.													
4	Harry L. Field, John M. Long, "Introduction to Agricultural Engineering Technology: A Problem Solving Approach", 4 <sup>th</sup> Edition, Springer International Publishing AG, Switzerland, 2018													
	PO1	PO2	PO3	PO4	PO5	PO6	PO7	PO8	PO9	PO10	PO11	PO12	PSO1	PSO2
CO 1	2	2				2	3	2				3	2	2
CO 2	3	3	3	2	3	2	3	1				3	3	3
CO 3	3	3	3	2	3	2	3	1				3	3	3
CO 4	3	3	3	2	3	2	3	1				3	3	3
CO 5	3	3	3	2	3	2	3	1				3	3	3

K.S.Rangasamy College of Technology - Autonomous									
50 BT EL05 – Basics of Genetic Engineering									
Common to All									
Semester	Hours / Week			Total hrs	Credit	Maximum Marks			
	L	T	P			C	CA	ES	Total
V/VII	3	0	0	45	3	50	50	100	
<b>Objective(s)</b>	<ul style="list-style-type: none"> <li>To discuss the methods, tools and techniques involved in genome analysis, expression of cloned genes in different host system.</li> <li>To understand the production of recombinant proteins, mutation analysis and the importance of PCR in genome analysis.</li> <li>The student would learn about various aspects of Genetic Engineering, its application and ethical issues.</li> <li>To determine the strategies involved in gene cloning with the help of genomic libraries, cDNA libraries and other libraries.</li> <li>To discuss the production of useful molecules like cytokines, vaccines and antibiotics and define the safety guidelines for recombinant.</li> </ul>								
<b>Course Outcomes</b>	<p><b>At the end of the course, the students will be able to</b></p> <p>CO1: Describe restriction and modification system and their role in genetic engineering and illustrate the different types of blotting techniques.</p> <p>CO2: Characterize the cloning vectors used in manipulation of genes like plasmids, phagemids, cosmids, artificial chromosomes, plant and animal vectors.</p> <p>CO3: Determine the strategies involved in gene cloning with the help of DNA libraries and methods involved in screening of cloned genes to identify the target gene from the library.</p> <p>CO4: Illustrate the PCR based techniques involved in genetic manipulation including mutagenesis and demonstrate various sequencing techniques</p> <p>CO5: Comprehend the applications of rDNA technology and describe the role of knock out and RNA interference technology in gene expression studies.</p>								
<p><b>Note:</b> The hours given against each topic are of indicative. The faculty has the freedom to decide the hours required for each topic based on importance and depth of coverage required. The marks allotted for questions in the examinations shall not depend on the numbers hours indicated.</p>									
<p><b>BASICS OF RECOMBINANT DNA TECHNOLOGY</b></p> <p>Nucleases: Exonucleases and Endonucleases, Restriction Enzymes, RNases, Methylases, Polymerases: DNA Pol I, Klenow Fragments, Reverse Transcriptase, Taq Polymerases. Ligases: T4 DNA Ligase, <i>E.coli</i> DNA Ligase, T4 RNA Ligase, Topoisomerases, End Modifying Enzymes: Terminal Transferase, T4 Polynucleotide Kinase, Alkaline Phosphatases</p>									
[9]									

**CREATION OF RECOMBINANT MOLECULES**

Restriction mapping, design of linkers and adaptors. Characteristics of plasmid and phage vectors, cosmids, prokaryotic and eukaryotic expression vectors. Insect, Yeast and Mammalian vectors.

[9]

**Gene Cloning Strategies and Sequencing of DNA**

Construction of Genomic & cDNA Libraries -- Methods of nucleic acid sequencing: Sanger's method, Maxam and Gilbert method, Automated sequencing method and Next Generation sequencing method.

[9]

**ADVANCED TECHNIQUES IN MOLECULAR BIOLOGY**

Polymerase Chain Reaction -- Gel Electrophoresis: AGE & PAGE -- Blotting Techniques: Southern, Western & Northern. Methods of gene transfer in Plants and Animals: Chemical, Physical & Viral mediated DNA transfer.

[9]

**APPLICATIONS OF RDNA TECHNOLOGY**

Cloning in plants, Ti plasmid, Antisense and RNA interference, terminator technology, and transgenic animals, Knockout transgenic mice, Gene and Stem cell therapy.

[9]

Total Hours = 45

**Text book(s):**

1	Smita Rastogi and Neelam Pathak, "Genetic Engineering", Oxford Publication, 2010
2	Ragagopal K., "Recombinant DNA Technology and Genetic Engineering", Tata McGraw Hill Education Private Ltd., 2012.

**Reference(s):**

1	Primrose S.B. & Twyman R.M., "Principles of Gene Manipulation and Genomics", 7th Edition, Blackwell Publishing. 2006.
2	Richard J. Reece., "Analysis of Genes and Genomes", John Wiley and Sons Ltd., Singapore, 2004.
3	Gyana Ranjan Rout, K,V, Peter, " Genetic Engineering of Horticultural crops" Academic Press An imprint of Elsevier, 2018.
4	Desmond S.T. Nicholl, "An Introduction to Genetic Engineering", Third Edition Cambridge University Press New York, 2008.

	PO1	PO2	PO3	PO4	PO5	PO6	PO7	PO8	PO9	PO10	PO11	PO12	PSO1	PSO2
CO1	3					2	1		3		2	3	3	3
CO2	1							2	2			3		2
CO3	3	2		3	3	2	1		3		2	3	2	3
CO4	3	2		3	3	2	1		3		2	3	3	3
CO5	3	3		2	3	2	1		3		2	3	3	3

**K.S.Rangasamy College of Technology - Autonomous****50 BT EL06- Animal Studies in Food Research****Common to all**

Semester	Hours / Week			Total hrs	Credit	Maximum Marks		
	L	T	P			C	CA	ES
VI	3	0	0	45	3	50	50	100
<b>Objective(s)</b>	<ul style="list-style-type: none"> <li>To understand the functional food concept as related to ingredient efficacy and its nutraceutical properties.</li> <li>To widen the knowledge on role of food in disease management.</li> <li>To provide basic concepts on clinical trials.</li> <li>To Familiarize the principles of pharmacological research.</li> <li>To extend scientific knowledge on the regulations for animal research.</li> </ul>							

Rev. No. 4

Passed in BoS Meeting held on 12/05/2023

Approved in Academic Council Meeting held on 03/06/2023

  
Chairman - BOS

BOS - CHAIRMAN Signature

<b>Course Outcomes</b>	<b>At the end of the course, the students will be able to</b> CO1: describe the components of functional foods and nutraceuticals. CO2: assess the functions of food in preventing and managing diseases. CO3: interpret the understandings on toxicology and different animals used in preclinical testing. CO4: analyze the pharmacological parameters and management of laboratory animals. CO5: Provide understanding on regulations for the usage of animals in research.
<b>Note:</b> The hours given against each topic are of indicative. The faculty has the freedom to decide the hours required for each topic based on importance and depth of coverage required. The marks allotted for questions in the examinations shall not depend on the numbers hours indicated.	

**Functional food and Nutraceutical**

Introduction, classification and executive models for nutraceuticals; plant sources- Plant secondary metabolites; Alkaloids, phenols, Terpenoids. Animal source- Milk and products, meat, fish. Microbial source- prebiotics and probiotics, examples of bacteria used as probiotics, Synbiotics for maintaining good health. Algal source- omega - 3 PUFA. Relation of functional foods & Nutraceutical (FFN) to foods & drugs

[9]

**Food in management of health and diseases**

Food as a source of drug- nutraceuticals, Role of nutraceuticals in diabetes mellitus, circulatory problems, obesity and stress, nephrological disorders, liver disorders, cancer, osteoporosis, arthritis, psoriasis and ulcers. Examples of nutraceuticals as antioxidants in preventing diseases.

[9]

**Preclinical testing and clinical trials:**

Basic Toxicology, Acute Toxicity studies, Multiple exposure studies, Basic Pharmacology & pharmaceutical chemistry, use of animal models and pre-clinical and clinical trials. New drugs- Investigation (IND) application, NDA requirements. Toxicology – oral toxicity, sub-acute, acute toxicity and chronic toxicity. Toxic dose, LD50, dose-response relationships.

[9]

**Pharmacological Research**

Introduction, laboratory animals- physiological parameters and response, Handling and care of different animals; routes of administration- oral, intraperitoneal, intramuscular and intravenous; advantages and disadvantages of animal experimentation, anaesthesia and chemical euthanasia used in laboratory.

[9]

**Regulations for animal research**

Animal ethics, regulations for conducting animal experimentation, 3 R's concept, alternatives to animal experimentations, Regulatory agencies, Pharmacovigilance, GCP Guidelines and GLP Guidelines, Research ethics and publication ethics.

[9]

**Text book(s):**

1	Shayne C. Gad, Shayne C. Gad. "Animal models in Toxicology", 3 <sup>rd</sup> edition, CRC Press. Taylor & Francis group, 2016.
2	Robert , H., Weichbrod, Gail A., (Heidbrink) Thompson., John N. Norton," Management of Animal Care and Use Programs in Research, Education, and Testing" 2 <sup>nd</sup> ed, CRC Press. Taylor & Francis group, 2017.

**Reference(s):**

1	Israel Goldberg (Ed.) Functional foods, designer foods, pharma foods, Nutraceuticals, Aspen publishers Inc., USA,1999
2	Gupta., S.K., "Drug discovery and clinical Research," Jaypee Brothers Medical Publishers,2011
3	Raj K. Keservani., Anil K. Sharma., Rajesh K. Kesharwani,"Nutraceuticals and Dietary Supplements Applications in Health Improvement and Disease Management", CRC Press. Taylor & Francis group,2021.
4	Young, J. (1996) Functional Foods: Strategies for successful product development. FT Management Report Pearson Professional Publishers, London.

	PO1	PO2	PO3	PO4	PO5	PO6	PO7	PO8	PO9	PO10	PO11	PO1 2	PSO1	PSO2
CO1	3					2	1		3		2	3	3	3
CO2	1							2	2			3		2
CO3	3	2		3	3	2	1		3		2	3	2	3
CO4	3	2		3	3	2	1		3		2	3	3	3
CO5	3	3		2	3	2	1		3		2	3	3	3

**K.S.Rangasamy College of Technology - Autonomous R 2018**

**50 BT L07 - Basics of Bioinformatics**

**Common to All**

Semester	Hours / Week			Total Hrs	Credit	Maximum Marks		
	L	T	P		C	CA	ES	Total
V/VII	3	0	0	45	3	50	50	100
<b>Objective(s)</b>	<ul style="list-style-type: none"> <li>To develop inter disciplinary skills in the application of computers in biotechnology and learn about the biological data.</li> <li>To learn about the bioinformatics databases, databanks, data format of Biological databases.</li> <li>To understand the concept of data processing and data retrieval from the online sources.</li> </ul>							

	<ul style="list-style-type: none"> <li>To Analyze the optimal alignment using methods of sequence analysis</li> <li>To acquire the applications and scope of in-silico biology.</li> </ul>
<b>Course Outcomes</b>	<p><b>At the end of the course, the students will be able to</b></p> <p>CO1: Get acquainted with biological data acquisition methods and file formats</p> <p>CO2: Recite various biological primary databases, secondary databases and different sequence file formats.</p> <p>CO3: characterize the optimal alignment of sequences either by local or global algorithm.</p> <p>CO4: describe the methods involved in pairwise and Multiple sequence alignment and analysis the conserved regions</p> <p>CO5: know the major applications of Bioinformatics and scope.</p>

Note: The hours given against each topic are of indicative. The faculty has the freedom to decide the hours required for each topic based on importance and depth of coverage required. The marks allotted for questions in the examinations shall not depend on the numbers hours indicated.

**BIOLOGICAL DATA ACQUISITION**

The form of biological information. Retrieval methods for DNA sequence, protein sequence and protein structure information, Scope of Bioinformatics, Data file formats, Data life Cycle and Database Management System models. [9]

**DATABASES**

Biological Database and its Types Introduction to data types and Source. General Introduction of Biological Databases; Nucleic acid databases (NCBI, DDBJ, and EMBL). Protein databases (Primary, Composite, and Secondary). Specialized Genome databases: (SGD, TIGR, and ACeDB). Structure databases (CATH, SCOP, and PDBsum). [9]

**DATA PROCESSING**

Data – Access, Retrieval and Submission: Standard search engines; Data retrieval tools – Entrez, DBGET and SRS; Submission of (new and revised) data; Sequence Similarity Searches: Local versus global. Distance metrics. Similarity and homology. Scoring matrices. [9]

**METHODS OF ANALYSIS**

Dynamic programming algorithms, Needleman-Wunsch and Smith-waterman. Heuristic Methods of sequence alignment, FASTA, and PSI BLAST. Multiple Sequence Alignment and software tools for pairwise and multiple sequence alignment. [9]

**APPLICATIONS**

Genome Annotation and Gene Prediction; ORF finding; Phylogenetic Analysis: Comparative genomics, orthologs, paralogs. Genome analysis – Genome annotation. [9]

Total Hours = 45 hours

**Text book(s):**

1	Arthur K. Lesk, "Introduction to Bioinformatics" Oxford University Press. ,4 <sup>th</sup> edition 2014
2	Durbin R., Eddy S., Krogh A., Mitchison G., "Biological Sequence Analysis Probabilistic Models of proteins and nucleic acids" Cambridge University Press. 2013

**Reference(s):**

1	David W. Mount., "Bioinformatics Sequence and Genome Analysis", 2 <sup>nd</sup> Edition, Cold Spring Harbor Laboratory Press, New York, US, 2004.
---	---------------------------------------------------------------------------------------------------------------------------------------------------

2	Rastogi, S.C., "Bioinformatics – Concepts, skills and applications", CBS Publishers and Distributors, New Delhi, India, 2003.													
3	EijaKorpelainen, JarnoTuimala, PanuSomervuo, Mikael Huss and Garry Wong,"RNA-Seq Data Analysis: A PracticalApproach",CRC Press, 2014													
4	Xinkun Wang, "Next Generation Sequencing Data Analysis" CRC Press, 2016													
	<b>PO1</b>	<b>PO2</b>	<b>PO3</b>	<b>PO4</b>	<b>PO5</b>	<b>PO6</b>	<b>PO7</b>	<b>PO8</b>	<b>PO9</b>	<b>PO10</b>	<b>PO11</b>	<b>PO12</b>	<b>PSO1</b>	<b>PSO2</b>
<b>CO1</b>	3	3		2	3						2	3	3	2
<b>CO2</b>	3	3		2	3	1	1				2	3	3	2
<b>CO3</b>	3	2	3	2	3		1				1	2	3	3
<b>CO4</b>	3	2	3	2	3		1			1	1	3	3	3
<b>CO5</b>	3	3	2	3	2		2			2	3	3	3	3

Rev. No. 4  
Passed in BoS Meeting held on 12/05/2023  
Approved in Academic Council Meeting held on 03/06/2023

  
Chairman - BOS  
BOS - CHAIRMAN Signature



K.S.Rangasamy College of Technology - Autonomous								
50 BT L08 - Production Technology of Agriculture and Food Processing Machinery								
Common to ALL								
Semester	Hours / Week			Total hrs	Credit	Maximum Marks		
	L	T	P			C	CA	ES
VI	3	0	0	45	3	50	50	100
<b>Objective(s)</b>	<ul style="list-style-type: none"> <li>To improve the level of understanding of agriculture and food processing machinery</li> <li>To help the agriculture farmers for selecting the appropriate machinery based on crops</li> <li>To know the various bakery products and its importance in machinery planning</li> <li>To enhance the knowledge of modern machinery in fruits and vegetable set up</li> <li>To apply the modern packing solution for various industry needs</li> </ul>							
<b>Course Outcomes</b>	<p><b>At the end of the course, the students will be able to</b></p> <p>CO1: Employ the different production tools involved in the agriculture and food processing machinery</p> <p>CO2: Analyse the different machinery involved in post harvest processing set up</p> <p>CO3: Interpret the strategy of planning of different machinery for bakery products</p> <p>CO4: Enhance the knowledge of machinery involved in fruits and vegetable processing</p> <p>CO5: Recall the modern technology involved in food packing machinery</p>							
<p><b>Note:</b> The hours given against each topic are of indicative. The faculty has the freedom to decide the hours required for each topic based on importance and depth of coverage required. The marks allotted for questions in the examinations shall not depend on the numbers hours indicated.</p>								
<p><b>Production Technology of farming machinery</b></p> <p>Welding and its types, CNC machine, lathe machine, Drilling equipment, Laser cutting machinery and its types, Simulation software, Earth moving Equipment — their construction &amp; working principles viz Buldozer, trencher, Excavators etc., Sowing, planting and transplanting equipment. [9]</p> <p><b>Post harvesting machinery</b></p> <p>Agriculture crop processing machinery — winnowers, graders, aspirators, destoner, Dehuller, Sheller, Separators, Elevators, Colour sortex machine, Rice polisher machine. [9]</p> <p><b>Food Bakery machinery</b></p> <p>Bakery machinery and equipment: Mixing- blenders, Horizontal and vertical planetary, Make up equipment, Divider, Rounder, Proofer, moulder. Baking equipment — Different types of oven, slicer. Cookies making machinery, cakes, buns and bread. [9]</p> <p><b>Modern Fruits and Vegetable Processing machinery</b></p> <p>Fruits sorter, Construction of Solar based cold storage and refrigerated vans, Freezer design and usage ; Plate contact freezer, air blast freezer, cryogenic freezer, Irradiation technology and machinery, Design of various dryer; PHTC, RPEX, LSU and Drum dryer. Solar dryer. [9]</p> <p><b>Product packaging machinery</b></p> <p>Benefit of Vacuum, gas and shrink packaging. Band sealing machine, Single head and multihead granules packaging machine, Wrapping machine, Thermal sealing machine, Liquid filling and pouch packing machinery. Powder packing machine and its variants. [9]</p> <p style="text-align: right;">Total Hours = 45</p>								
<b>Text book(s):</b>								
1	Zeki Berk, "Food Process Engineering and Technology", Academic Press, 2018							
2	Bosoi, E. S., "Theory, construction and calculation of Agriculture machines" (Vol 1 and 2), Oconion Press pvt.Ltd., New Delhi, 1990							
<b>Reference(s):</b>								
1	Mukhopadhyay S.N., "Food Engineering: Process And Technology", CRC Press, 2017							
2.	Tadeusz Kudra, Arun S. Mujumdar, "Advanced Drying Technologies", 2 <sup>nd</sup> Edition, CRC Press, 2009							
3.	Jagdishwar Sahay. "Elements of Agricultural Engineering", Standard Publishers Distributors, Delhi, 2006.							
4.	Harry L. Field, John M. Long, " Introduction to Agricultural Engineering Technology: A Problem Solving Approach", 4 <sup>th</sup> Edition, Springer International Publishing AG, Switzerland, 2018							

Rev. No. 4

Passed in BoS Meeting held on 12/05/2023

Approved in Academic Council Meeting held on 03/06/2023

  
Chairman - BOS

BOS - CHAIRMAN Signature

	PO1	PO2	PO3	PO4	PO5	PO6	PO7	PO8	PO9	PO10	PO11	PO12	PSO1	PSO2
CO1	2	2				2	3	2				3	2	2
CO2	3	3	3	2	3	2	3	1				3	3	3
CO3	3	3	3	2	3	2	3	1				3	3	3
CO4	3	3	3	2	3	2	3	1				3	3	3
CO5	3	3	3	2	3	2	3	1				3	3	3

K.S.Rangasamy College of Technology – Autonomous R2018														
50 BT L09 -Pollution and its management														
Common to All Department														
Semester	Hours / Week			Total hrs	Credit	Maximum Marks								
	L	T	P			C	CA	ES	Total					
VI	3	0	0	45	3	50	50	100						
Objective(s)	<ul style="list-style-type: none"> <li>To learn the fundamental concepts in the field of pollution.</li> <li>To study the depth of different pollution and its control.</li> <li>To impart knowledge on hazardous waste management.</li> <li>To develop methods for removal of pollutants.</li> <li>To understand all the regulations and act proposed by the law.</li> </ul>													
Course Outcomes	<p><b>At the end of the course, the students will be able to</b></p> <p>CO1: Recall the basics about causes of pollution and its impact on environment</p> <p>CO2: Clarify the difference among different types of pollution and its control</p> <p>CO3: Explain hazardous waste and biomedical waste management</p> <p>CO4: Gain knowledge on removal mechanism of pollutants</p> <p>CO5: Role of regulatory bodies in protecting the natural resources and prevention of pollution</p>													
<p><b>Note:</b> The hours given against each topic are of indicative. The faculty have the freedom to decide the hours required for each topic based on importance and depth of coverage required. The marks allotted for questions in the examinations shall not depend on the numbers hours indicated.</p>														

**Introduction to Pollution**

Concept of pollution, causes of environmental pollution, Environmental problems due to pollution, concept of Development, Major conflicts of Development and Environment, Mining and Environment. [9]

**Air, Water, Soil Pollution and its control**

Air Pollution: Definition, major air pollutants, Classification of air pollutants, their sources and impacts, acid rain, oil pollution, photochemical smog, effects on organisms and on materials. Methods of air pollution control. Noise Pollution and its methods of control. Water Pollution: Concept, classification, major sources and impacts, oil pollution, thermal pollution, oceanic pollution, eutrophication and water treatment processes. Soil Pollution: Soil pollution, causes of soil pollution, soil salinity, sources of soil pollutants, major impacts and remedial measures. [9]

**Hazardous waste and Biomedical waste management**

Hazardous waste, characterization and site assessment waste minimization and resource recovery, chemical physical and biological, treatment; hazards of improper treatment and disposal method; accidental exposure of dangerous waste and emergency measures. Biomedical waste classification and its management methods. [9]

**Removal of pollutants**

Methods for removal of pollutants from gaseous effluents; particulate matter, waste water treatment Activated sludge process. Removal of Nitrogenous pollution, Removal of nitrogen; physico-chemical processes; biological method of pollution control. Analytical methods of small amount of the metal pollutants; removal and recovery techniques of heavy metals. [9]

**Regulatory Aspects and legislation**

Industrial Emissions Liquids and gasses; pollution caused by various chemical industries and its overall effect on quality of human life and the environment, water quality management in India. MINAS for sugar industries, distilleries, pesticides industry and mercury from caustic soda industry, Good analytical practices for proper assessment of pollutants, Environmental Protection Act, Air (Prevention and Control of Pollution) Act, Water (Prevention and control of Pollution) Act, Wildlife Protection Act, Forest Conservation Act, National and International conventions and agreements on environment

**Text book(s):**

1	Krishnan Khannan, "Fundamentals of Environmental Pollution" S. Chand and Company Ltd., 1994
2	Rao C.S. "Environmental Pollution Control" Wiley Eastern Ltd., 1993

**Reference(s):**

1	Metcalfe and Eddy, "Wastewater engineering, Treatment and Reuse", Tata Mc Graw Hill Publications, 2008.
2	Yung- Tse Hung, Lawrence K Wang, Nazih K Shamma, "Hand Book of Environment and Waste Management: Air and Water Pollution Control", World Scientific Publishing Co. Pvt. Ltd., Singapore, 2012.
3	Martina Zelenakova, "Water Management and the Environment: Case Studies", Springer International Publishing, Switzerland, 2018.
4	De Nevers, "Air Pollution Control and Engineering" Mc Graw Hills, 1993

	PO1	PO2	PO3	PO4	PO5	PO6	PO7	PO8	PO9	PO10	PO11	PO12	PSO1	PSO2
<b>CO1</b>					2		3					3	2	3
<b>CO2</b>		3		3	3	3	3				3	3	2	3
<b>CO3</b>		3		3	3	3	3				3	3	3	2
<b>CO4</b>		3	3	3	3	3	3	3			3	3	3	2
<b>CO5</b>		3	2	2			3	3				3	2	3

